

SHELTERS, CANOPIES, WALKWAYS AND CABINS



Falco's huge range of high quality shelters, canopies and walkway structures provides a comprehensive product portfolio for any project requirement. With over 50 years experience, Falco bring a large amount of expertise into the integration and development of sheltered structures into public areas.

Falco shelters can be used for a huge range of different purposes including cycle shelters, smoking shelters, waiting shelters, teen shelters, bus shelters, outdoor classrooms, storage shelters, walkways, carports and entrance canopies.

Whether utilitarian or design-led, Falco shelters exert style coupled with high functionality, enabling to fit into all schemes and environments. Plus the modular nature of Falco shelters and canopy systems enables designers to create a structure in unlimited sizes and orientations.

For more information about any of the products listed in this section, please visit our website at www.falco.nl.

CYCLE SHELTERS AND CYCLE STORES

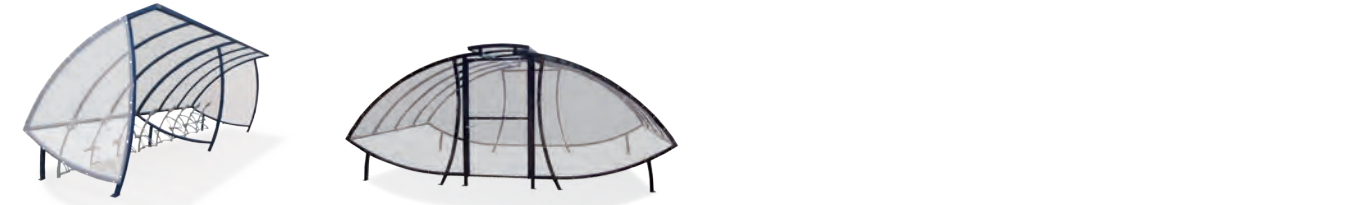


CYCLE HUBS | 152/153



FALCOQUARTER CYCLE SHELTER | 154/155

FALCOQUARTER CYCLE COMPOUND | 154/155



FALCOSAIL CYCLE SHELTER | 156/157

FALCOSAIL CYCLE COMPOUND | 156/157



FALCOLITE CYCLE SHELTER | 158/159

FALCOLITE DOUBLE-SIDED CYCLE SHELTER | 160

FALCOLITE CYCLE COMPOUND | 161

FALCOBREEZE CYCLE CANOPY | 162/163



FALCORAIL LOW CYCLE CANOPY | 164/165

FALCORAIL LOW DOUBLE CYCLE CANOPY | 164/165

FALCORAIL CYCLE CANOPY | 166/167

FALCORAIL DOUBLE-SIDED CYCLE CANOPY | 166/167



FALCOGAMMA CYCLE CANOPY | 168-171

FALCOGAMMA DOUBLE-SIDED CYCLE CANOPY | 168-171

FALCOGAMMA 2HI CYCLE CANOPY | 172/173

FALCOGAMMA 2HI DOUBLE-SIDED CYCLE CANOPY | 172/173



TRIANGLE CYCLE CANOPY | 174/175

TRIANGLE DOUBLE-SIDED CYCLE CANOPY | 174/175



FALCOSPAN CYCLE CANOPY | 176/177

FALCOTEL-E CYCLE SHELTER | 178



FALCOTEL-C CYCLE COMPOUND | 179

FALCOTEL-D CYCLE SHELTER | 180



FALCOTEL-K CYCLE STORE | 181

FALCOTEL-L CYCLE CANOPY | 182



FALCOTRUSTIN CYCLE CANOPY | 183

FALCOZAN-180 CYCLE SHELTER | 186/187



FALCOHOTH CYCLE CANOPY | 184/185

FALCOHOTH DOUBLE SIDED CYCLE SHELTER | 184/185



FALCOZAN-360 CYCLE SHELTER | 186/187



FALCOLOK-250 CYCLE STORE | 188

FALCOLOK-300 CYCLE STORE | 189



FALCOLOK-500 CYCLE STORE | 190/191

FALCOLOK-500 BESPOKE CYCLE STORE | 192/193



FALCOLOK-600 CYCLE STORE | 194

FALCOLOK-600 BESPOKE STORE | 195

SMOKING SHELTERS



FALCOQUARTER
SMOKING SHELTER | 196



FALCOSAIL
SMOKING SHELTER | 197



FALCOLITE
SMOKING SHELTER | 198



FALCOLITE DOUBLE-SIDED
SMOKING SHELTER | 199



FALCOBREEZE
SMOKING SHELTER | 200



FALCOSPAN
SMOKING SHELTER | 201



NAVAHO
SMOKING SHELTER | 202



FALCOTRUSTIN
SMOKING SHELTER | 203



FALCOTEL-L
SMOKING SHELTER | 204



FALCOSPAN BESPOKE SHELTER | 205

SECURE STORES, BIN STORES AND STORAGE SHELTERS



FALCOLOK-250
SECURE STORE | 206



FALCOLOK-300
SECURE STORE | 207



FALCOLOK-500
SECURE STORE | 208



FALCOLOK-600
SECURE STORE | 209



FALCOTEL-K
SECURE STORE | 210



FALCOGRAND
STORAGE SHELTER | 211



FALCOROLLER
BUGGY SHELTER | 212



FALCOBOX
STORAGE SHELTER | 213

WALKWAYS, CANOPIES AND CARPORTS



FALCOTRUSTIN
WALKWAY | 214



FALCOTRUSTIN
CARPORT | 214



FALCOPLANA
WALKWAY | 215



FALCOSPAN
WALKWAY | 216



FALCOCREA SECURE STORE | 217





LEA BRIDGE ROAD, LONDON UK

WHAT’S A CYCLE HUB?

In the UK ‘Cycle Hubs’ is a relatively new concept and is a development of the recent growth in cycling.

Essentially, a cycle hub is a cycling centre around which various facilities come together: e.g. cycle parking, bike repair facilities, cycling information - a multiple of services to support the cyclist. A core element is usually cycle parking and Falco has been at the forefront of developing this concept over the last few years.

Falco - The Home of Cycle Hubs

Falco has been designing, manufacturing, supplying and installing mass cycle parking facilities for over 65 years. With a Dutch parent company, Falco brings the whole wealth of European knowledge and understanding to it’s European operations providing best practise and unrivalled experience.



Falco provide a comprehensive free design service using dynamic AutoCAD blocks and rendering images to help clients visualise their cycle hub design. 3D rendering graphics are available for all of our cycle hub designs with both internal and external perspectives available.

All rendering graphics can be incorporated onto real time photos to provide a bona fide perspective of the cycle hub in real life.



THE DESIGN

Whether manned or unmanned, when thinking of cycle hub design, you need to consider what services you wish to provide to the user. Our experience has taught us that there are four core elements to consider when designing a cycle hub:

1. Information

A key part of any public service is giving the user good information - make life easy for the cyclist!

- Branding
- Signage
- Information Point

2. Security and Safety

This is core thinking for any cyclist – am I safe? will my bike be safe? If you want people to use the hub, then this is a key aspect, consider the following:

- Location
- Visibility
- Building Design
- Access Types
- CCTV
- Lighting
- Help Point
- Cycle Racks

3. User Facilities

What’s the difference between a cycle park anda cycle hub? It’s the additional facilities on offer! What standard of facility could you provide your cyclists?

Perhaps consider some of the following key facilities:

- Cycle Parking
- Helmet / General Lockers
- Pump
- Bike Repair Station
- Litter Bins
- Seating
- Vending Machine

4. Practicalities

This is the reality check, the small print if you like. Of course there is the important matter of budgets and what is affordable. It is this which drives most things today, but it is important to factor in issues such as: topographical surveys, planning requirements and other restrictions.



DERBY MIDLAND STATION, UK



LEYTONSTONE STATION, UK



DEWSBURY RAILWAY STATION, UK



READING STATION, UK



FALCOQUARTER

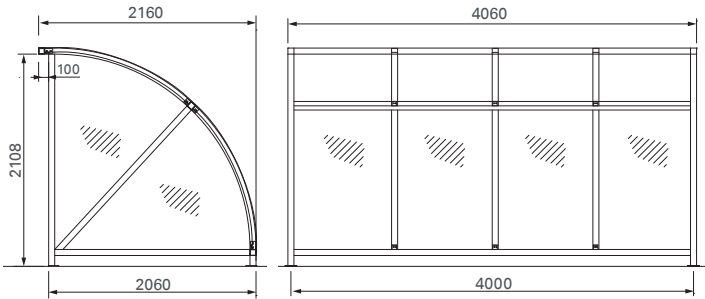
FALCOQUARTER CYCLE SHELTER

The FalcoQuarter is one of Falco’s most versatile shelter designs. Developed to meet the needs of community projects where budget is the main constraint, the FalcoQuarter offers great flexibility and quality but for minimum cost.

Ideal as a cycle shelter, smoking shelter, waiting shelter or teen shelter, the FalcoQuarter is available in a wide range of options with bays in 2m, 3m, 4m and 5m variants enabling any size of shelter to be created. The simple design lines mean that the shelter can look inconspicuous if necessary by blending in with all surroundings.

The steelwork is hot-dip galvanised to BS EN ISO 1461.

Additionally the cycle shelter can be polyester powder coated in any of the 192 colours of the RAL register to match a scheme or corporate colour.



FalcoQuarter, part code 78.409.050 + 78.449.052



FALCOQUARTER | with FalcoToaster Rack
<page 116/117>

FALCOQUARTER-S

Falco has received a number of requests from customers enquiring if it was possible to provide a shelter which can handle an increased snow load. The variation known as the ‘FalcoQuarter-S’ has a maximum load capacity of 200kg per square meter. The aesthetics of the FalcoQuarter-S are the same as the traditional FalcoQuarter.

FALCOQUARTER CYCLE COMPOUND

With the addition of a simple walkway cover and optional gates front and rear, the FalcoQuarter can easily be made into a very versatile storage compound. Again with up to 5m variants, it is possible to create an enclosed, weather-proof space of any size. The front and rear entrance/exits can be left open or closed off. Using robust metal gates and polycarbonate sheets it is simple to create a secure compound which is lockable, yet visible.



FALCOQUARTER | cycle compound with walkway door of bar fencing with hinge



FALCOQUARTER-C | suitable for a snow load up to 200 kg/m2

FALCOQUARTER	
PART CODE	DESCRIPTION
78.409.050*	starter section, length 4,000mm
78.449.052	end wall in 5mm clear polycarbonate
78.469.040	walkway cover for starter section 4,000mm, with polycarbonate covering
78.489.211	walkway closing pane
78.499.211	walkway door of bar fencing with right hinge
78.499.221	walkway door of bar fencing with left hinge

FALCOQUARTER-S	
PART CODE	DESCRIPTION
78.409.050S*	starter section, length 4,000mm
78.449.052	end wall in 5mm clear polycarbonate

*All steelwork can be powder coated in any of the 192 standard RAL colours upon request, simply add ‘PC’ to the start of any part code(s) listed to the left.

FALCOQUARTER CYCLE COMPOUND



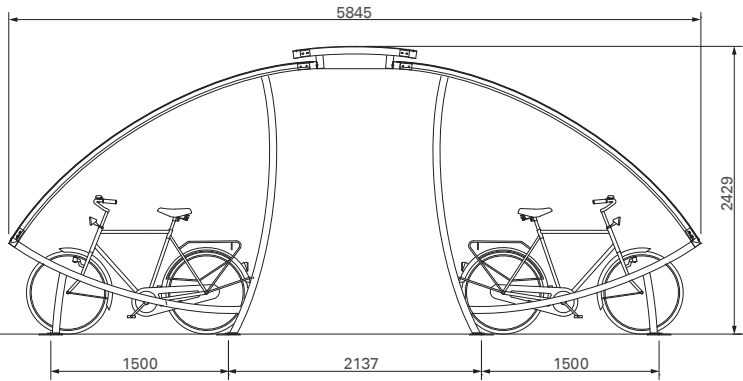


FALCOSAIL CYCLE SHELTER

The FalcoSail is a design led product and from any angle the likeness of a sail ship is unmistakable, making the shelter a very attractive addition for any purpose including a cycle shelter, waiting shelter or smoking shelter.

With 3m, 4m and 5m options, there is great scope to extend this shelter which can hold upwards of 8 cycles in an impressive design led solution. Like all Falco shelters, the FalcoSail is modular in design enabling a shelter to be built up to house any number of cycles in various combinations. As with the FalcoLite and FalcoQuarter it is possible to create a ‘combi’ style of compound or walkway by placing bays of FalcoSail facing each other.

The use of a walkway cover and lockable gates between the bays ensures a weatherproof space for housing; cycles, pushchairs, motorcycles or practically anything else.



FalcoSail with walkway cover



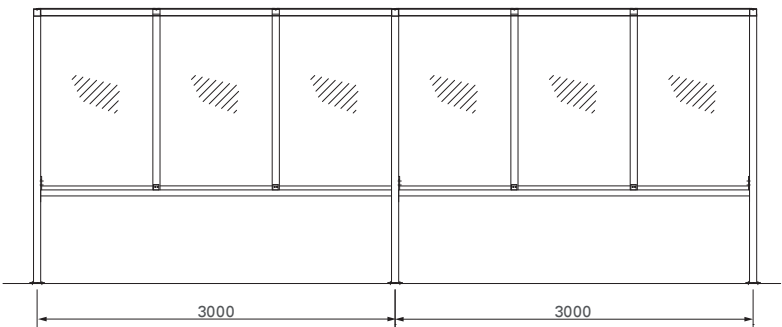
FALCOSAIL | single sided with an add-on section, steelwork powdercoated



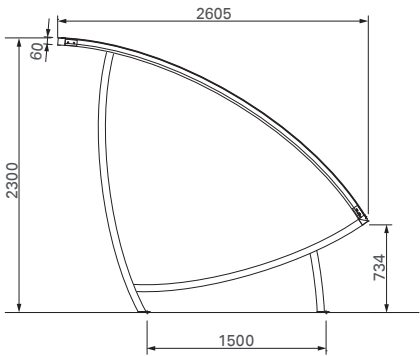
FALCOSAIL | single sided with Trespa end walls (Trespa on request)



FALCOSAIL | with walkway cover and lockable door



FalcoSail, single sided starter section + single sided add-on section



FALCOSAIL	
PART CODE	DESCRIPTION
77.309.040	starter section, length 3,000mm
PC77.309.040	starter section, length 3,000mm, steelwork powder coated in RAL ____
77.319.040	add-on section, length 3,000mm
PC77.319.040	add-on section, length 3,000mm, steelwork powder coated in RAL ____
77.409.040	starter section, length 4,000mm
PC77.409.040	starter section, length 4,000mm, steelwork powder coated in RAL ____
77.419.040	add-on section, length 4,000mm
PC77.419.040	add-on section, length 4,000mm, steelwork powder coated in RAL ____
77.559.050	starter section, length 5,000mm
PC77.559.050	starter section, length 5,000mm, steelwork powder coated in RAL ____
77.569.050	add-on section, length 5,000mm
PC77.569.050	add-on section, length 5,000mm, steelwork powder coated in RAL ____
77.369.050	walkway cover with roof of clear polycarbonate
77.449.052	end wall in 5mm clear polycarbonate

All steelwork is hot dip galvanised to BS EN ISO 1461 and can be polyester powder coated in a RAL colour.



FALCOLITE

FALCOLITE CYCLE SHELTER

The FalcoLite is our flagship shelter – stylish and functional. From housing 8 cycles in a simple 1 bay unit to providing mass cycle parking, the possibilities are endless using the modular nature of the FalcoLite.

Available in three distinct variants; single sided <page 158/159>, double sided <page 160> or combi <page 161>, the FalcoLite is not only a robust and flexible shelter it is also very attractive and highly cost effective. With different roof and side wall options it is capable of combining with most cycle racks or benches, the FalcoLite is our most flexible and popular shelter.

The FalcoLite cycle shelter incorporates integral gutters so that when used as a cycle shelter, there is no rain dripping at the entrance of the shelter. As with all Falco cycle shelters,

as a stand alone, bolt down unit, it is simple to install and under normal operations will remain maintenance free - creating a very low cost of ownership.

By simply adding a cycle rack, Sheffield Stand or Toaster Rack from Falco’s comprehensive cycle parking range creates an attractive, matching cycle shelter arrangement. The FalcoLite can be used as a smoking shelter <page 198/199> complete with bench and ashtray.



FALCOLITE | Trespa end wall and door (on request)

FALCOLITE SINGLE SIDED

The FalcoLite single bay unit is a simple, classic shelter. The single bay combines strength with great design lines. A single unit can be easily extended using ‘add-on’ units to create a continuous line of covered shelter as far as required.

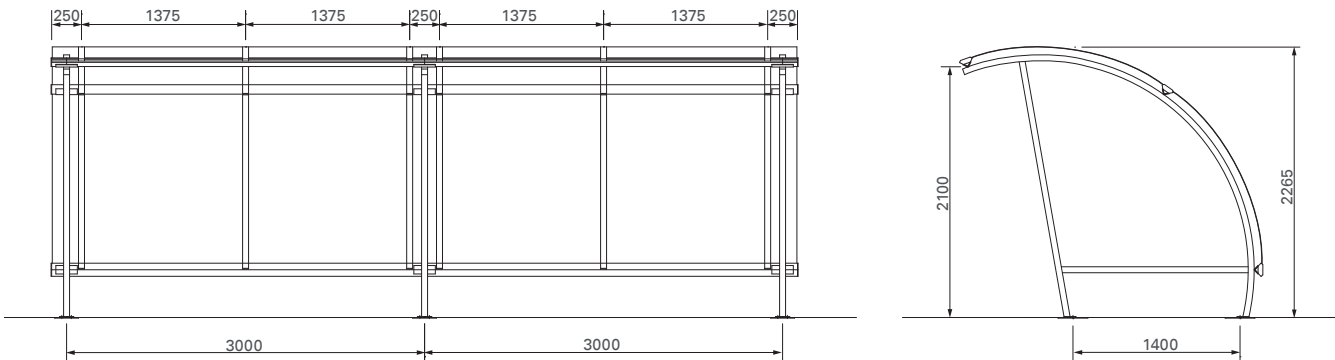
FALCOLITE SINGLE SIDED	
PART CODE	DESCRIPTION
76.309.050	starter section, 3,000mm long
PC76.309.050	starter section, 3,000mm long,
	steelwork powder coated in RAL ____
76.319.050	add-on section, 3,000mm long
PC76.319.050	add-on section, 3,000mm long,
	steelwork powder coated in RAL ____
76.349.052	end wall closed in clear polycarbonate

All steelwork on the FalcoLite shelter is hot dip galvanised to BS EN ISO 1461 and can be polyester powder coated in any of the 192 RAL colours.

The FalcoLite can also be used as a smoking shelter or waiting shelter using any of Falco’s seating, litter bin or ashtray products.



FALCOLITE | single sided



FalcoLite, part code 76.309.050 + 76.319.050



FALCOLITE DOUBLE SIDED

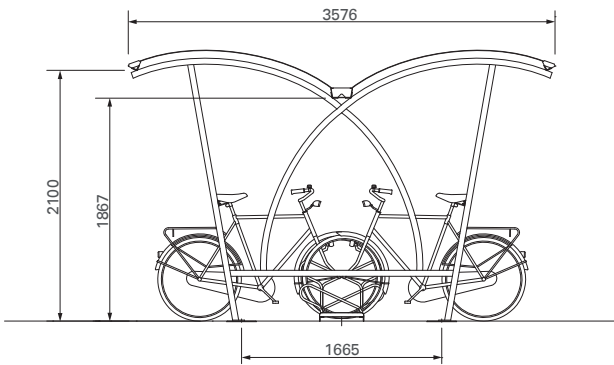
The FalcoLite Double Sided version of the shelter brings two FalcoLite shelters back to back in an attractive ‘Gull wing’ effect. Where access is at a premium, this design creates an ‘island’ effect enabling cycles to be parked double sided with either double sided racks or single units placed back to back.

All steelwork is hot dip galvanised to BS EN ISO 1461 and can be polyester powder coated in a RAL colour.



FALCOLITE | 1 starter section + 1 add-on section

FALCOLITE DOUBLE SIDED	
PART CODE	DESCRIPTION
76.409.050	starter section, 3,000mm long
PC76.409.050	starter section, 3,000mm long, steelwork powder coated in RAL ____
76.419.050	add-on section, 3,000mm long
PC76.419.050	add-on section, 3,000mm long, steelwork powder coated in RAL ____
76.449.052	end wall in 1 part, polycarbonate



FalcoLite, part code 76.409.050



FALCOLITE CYCLE COMPOUND

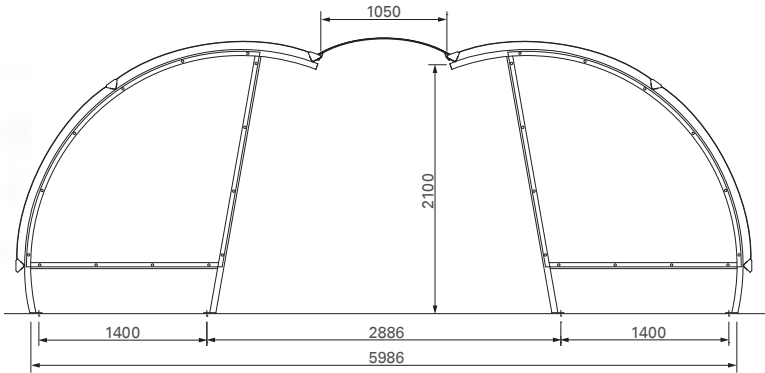
A useful combination is to create a cycle compound with cycle parking each side by placing two FalcoLite’s facing each other. Compounds have the advantage of providing wide coverage whilst retaining maximum visibility. By providing an optional walkway cover down the middle or panels at each end it is possible to create a fully enclosed area.

All steelwork is hot dip galvanised to BS EN ISO 1461 and can be polyester powder coated in a RAL colour.



FALCOLITE | with walkway cover

FALCOLITE COMBI	
PART CODE	DESCRIPTION
76.369.050	walkway canopy, base section, with clear polycarbonate covering
76.379.050	walkway canopy, add-on section, with clear polycarbonate covering
76.389.052	walkway closure of polycarbonate covering, delivery together with the shelter
76.390.052	walkway covering with single revolving door of polycarbonate, delivery together with the shelter



FalcoLite 2x part code 76.309.050 + 1x part code 76.369.050

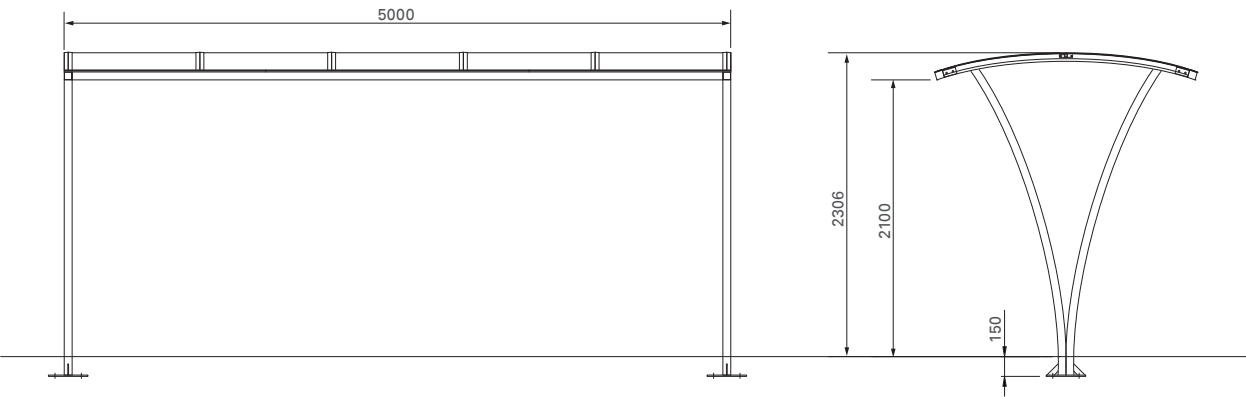


FALCOBREEZE

FALCOBREEZE CYCLE CANOPY

The FalcoBreeze canopy is a great application for areas of a higher density. Increasingly on busy streets and walkways, sign posts and street furniture are reducing the amount of available spaces for pedestrians to walk, so the FalcoBreeze canopy creates a great overhead canopy area whilst occupying a minimum of floor space.

The FalcoBreeze is available in 2m, 3m, 4m and 5m variants.



FalcoBreeze starter section, part code 72.509.050



FALCOBREEZE WITH FALCOTOASTER page 118/119



FALCOBREEZE, steelwork powder coated

All steelwork on the FalcoBreeze canopy is hot dip galvanised to BS EN ISO 1461 and can be polyester powder coated in any of the 192 standard RAL colours to match a corporate colour.

FALCOBREEZE	
PART CODE	DESCRIPTION
72.209.050	starter section, length 2,000mm
PC72.209.050	starter section, length 2,000mm, steelwork powder coated in RAL ____
72.219.050	add-on section, length 2,000mm
PC72.219.050	add-on section, length 2,000mm, steelwork powder coated in RAL ____
72.309.050	starter section, length 3,000mm
PC72.309.050	starter section, length 3,000mm, steelwork powder coated in RAL ____
72.319.050	add-on section, length 3,000mm
PC72.319.050	add-on section, length 3,000mm, steelwork powder coated in RAL ____
72.409.050	starter section, length 4,000mm
PC72.409.050	starter section, length 4,000mm, steelwork powder coated in RAL ____
72.419.050	add-on section, length 4,000mm
PC72.419.050	add-on section, length 4,000mm, steelwork powder coated in RAL ____
72.509.050	starter section, length 5,000mm
PC72.509.050	starter section, length 5,000mm, steelwork powder coated in RAL ____
72.519.050	add-on section, length 5,000mm
PC72.519.050	add-on section, length 5,000mm, steelwork powder coated in RAL ____



FALCORAIL LOW, SINGLE SIDED

FALCORAIL LOW CYCLE CANOPY

The FalcoRail-Low is derived from our best selling FalcoRail cycle canopy <page 162/163> and offers the same distinctive design characteristics, but in a sleeker and more cost-effective design. The FalcoRail-Low has maximum shelter coverage whilst occupying minimum floor spaces and can be used for a huge variety of cycle rack and stand designs including the popular A-11 rack <page 122/123>, Sheffield Cycle Stand <page 110-113>, Toast rack <page 116/117> and many more.

The FalcoRail-Low canopy is available in both single and double sided versions and with the use of add-on sections,

it is possible to create a continuous shelter run as long as required.




FALCORAIL LOW, SINGLE SIDED

FALCORAIL LOW SINGLE SIDED	
PART CODE	DESCRIPTION
73.309.250*	single sided, 3m long starter section
73.319.250*	single sided, 3m long add-on section
73.409.250*	single sided, 4m long starter section
73.419.250*	single sided, 4m long add-on section
73.509.250*	single sided, 5m long starter section
73.519.250*	single sided, 5m long add-on section

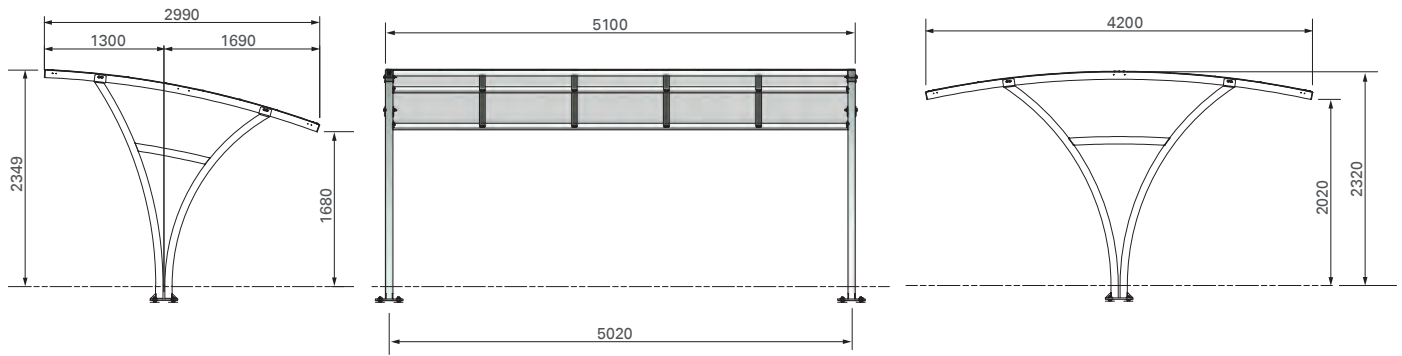
FALCORAIL LOW DOUBLE SIDED	
PART CODE	DESCRIPTION
73.359.250*	double sided, 3m long starter section
73.369.250*	double sided, 3m long add-on section
73.459.250*	double sided, 4m long starter section
73.469.250*	double sided, 4m long add-on section
73.559.250*	double sided, 5m long starter section
73.569.250*	double sided, 5m long add-on section

All steelwork can be powder coated in any of the 192 standard RAL colours upon request, simply add 'PC' to the start of any part code(s) listed to the right.

The roof sheets are manufactured from transparent polycarbonate which is 250 times stronger than glass.



FALCORAIL LOW, DOUBLE SIDED



FalcoRail Low starter section, single sided FalcoRail Low starter section, double sided



FALCORAIL CYCLE CANOPY

The FalcoRail is an exceptionally attractive and modular cycle canopy design.

Available in both single or double sided units in 2m, 3m, 4m and 5m lengths, the cycle canopy is ideal for accommodating all cycle racks as well as the innovative FalcoLevel Premium+ two-tier rack <page 130-133>.

With a significant depth, the canopy provides maximum coverage whilst occupying minimum space. The FalcoRail can be positioned side by side to create a continuous run of virtually any length or to accommodate a specific number of bicycles.



FALCORAIL, SINGLE SIDED

All steelwork can be powder coated in any of the 192 standard RAL colours upon request, simply add 'PC' to the start of any part code(s) listed to the right.

FALCORAIL SINGLE SIDED	
PART CODE	DESCRIPTION
73.209.050*	single sided, 2m long starter section
73.219.050*	single sided, 2m long add-on section
73.309.050*	single sided, 3m long starter section
73.319.050*	single sided, 3m long add-on section
73.409.050*	single sided, 4m long starter section
73.419.050*	single sided, 4m long add-on section
73.509.050*	single sided, 5m long starter section
73.519.050*	single sided, 5m long add-on section

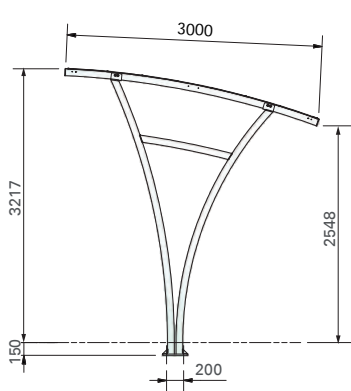


FALCORAIL, SINGLE SIDED

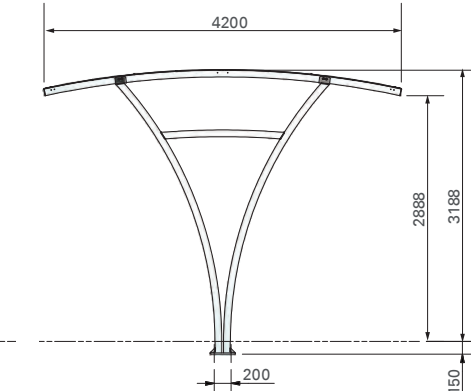
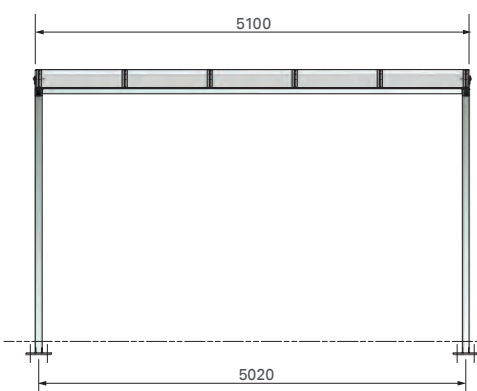
FALCORAIL DOUBLE SIDED	
PART CODE	DESCRIPTION
73.259.050*	double sided, 2m long starter section
73.269.050*	double sided, 2m long add-on section
73.359.050*	double sided, 3m long starter section
73.369.050*	double sided, 3m long add-on section
73.459.050*	double sided, 4m long starter section
73.469.050*	double sided, 4m long add-on section
73.559.050*	double sided, 5m long starter section
73.569.050*	double sided, 5m long add-on section



FALCORAIL, DOUBLE SIDED



FalcoRail starter section, single sided



FalcoRail starter section, double sided



FALCOGAMMA SINGLE SIDED

A design characteristic for this model is the central column that evolves into two upward facing branches. The name Gamma was chosen because, when viewed from the side, the shape of the structure looks like the Greek letter gamma



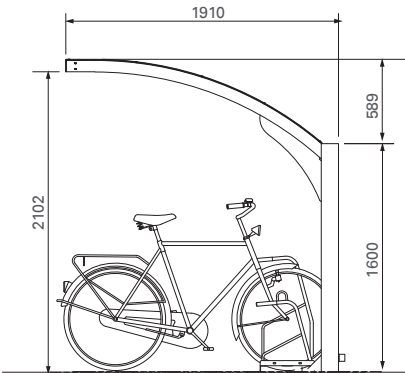
FALCOGAMMA | single sided canopy

and underlines the design statement that we wanted to make with this new shelter.

FalcoGamma is available in both single sided and double sided versions. The FalcoGamma is an elegant addition to the constantly evolving Falco product line.

The single sided canopy creates a 1.9 metre span ideal for cycle parking or as a walkway canopy.

The canopy has a free head height of 2,100mm - perfect for a huge range of cycle parking systems.



FalcoGamma, part code 77.759.050



Side walls

There are also optional side walls (as shown below) which can be fitted if required, The sidewalls are manufactured from 4mm thick polycarbonate sheet which is fixed with glass clamps between the stanchions.



FALCOGAMMA | single sided

FALCOGAMMA SINGLE SIDED	
PART CODE	DESCRIPTION
77.759.350*	single sided starter section, with polycarbonate sheets, length 3,000mm, below ground fix
77.769.350*	single sided add-on section, with polycarbonate sheets, length 3,000mm, below ground fix
77.759.351*	single sided starter section, with polycarbonate sheets, length 3,000mm, on baseplates
77.769.351*	single sided add-on section with polycarbonate sheets, length 3,000mm, on baseplates
77.759.050*	single sided starter section, with polycarbonate sheets, length 4,000mm, below ground fix
77.769.050*	single sided add-on section, with polycarbonate sheets, length 4,000mm, below ground fix
77.759.051*	single sided starter section, with polycarbonate sheets, length 4,000mm, on baseplates
77.769.051*	single sided add-on section with polycarbonate sheets, length 4,000mm, on baseplates

*All steelwork can be powder coated in any of the 192 standard RAL colours upon request, simply add 'PC' to the start of any part code(s) listed above.



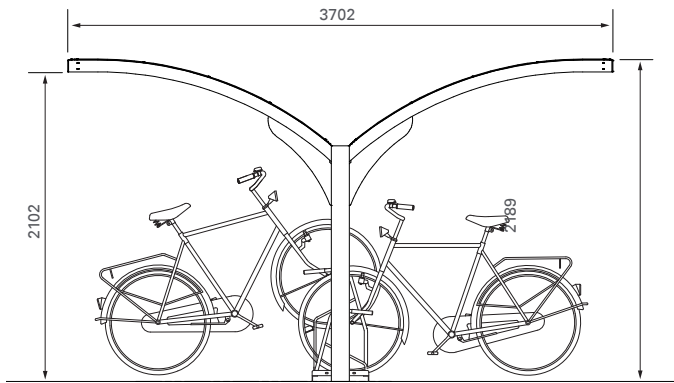
FALCOGAMMA DOUBLE SIDED

The double sided FalcoGamma creates a majestic tree design when viewed in elevation. Tip to tip, the overall span of the canopy is 3,700mm with a free head height of 2,100mm at the front.



FALCOGAMMA | double sided, powdercoated

The arched arms cause rainwater to run into the central integral gutter and the waste water is discharged at ground level via internal drainage.



FalcoGamma double sided, part code 77.859.051



Side walls

There are also optional side walls (as shown below) which can be fitted if required, The sidewalls are manufactured from 4mm thick polycarbonate sheet which is fixed with glass clamps between the stanchions (it can also be delivered with safety glass if preferred).



FALCOGAMMA DOUBLE SIDED	
PART CODE	DESCRIPTION
77.859.350*	double sided, starter section, length 3,000mm, below ground fix
77.869.350*	double sided, add-on section, length 3,000mm, below ground fix
77.859.351*	double sided, starter section, length 3,000mm, on base plates
77.869.351*	double sided, add-on section, length 3,000mm, on base plates
77.859.050*	double sided, starter section, length 4,000mm, below ground fix
77.869.050*	double sided, add-on section, length 4,000mm, below ground fix
77.859.051*	double sided, starter section, length 4,000mm, on base plates
77.869.051*	double sided, add-on section, length 4,000mm, on base plates

*All steelwork can be powder coated in any of the 192 standard RAL colours upon request, simply add 'PC' to the start of any part code(s) listed above.




FALCOGAMMA 2HI

Compact cycle parking is the ideal solution when there is a requirement to provide mass cycle parking or where space is at a premium.

The FalcoGamma 2Hi is derived from the popular FalcoGamma cycle canopy <page 168-171> and offers the same design characteristics but with an increased height to accommodate the flagship FalcoLevel-Premium+ two-tier cycle parking system <page 130-133>.

The FalcoGamma 2Hi can be positioned side by side to create a continuous run of virtually any length or to accommodate a specific number of cycles.



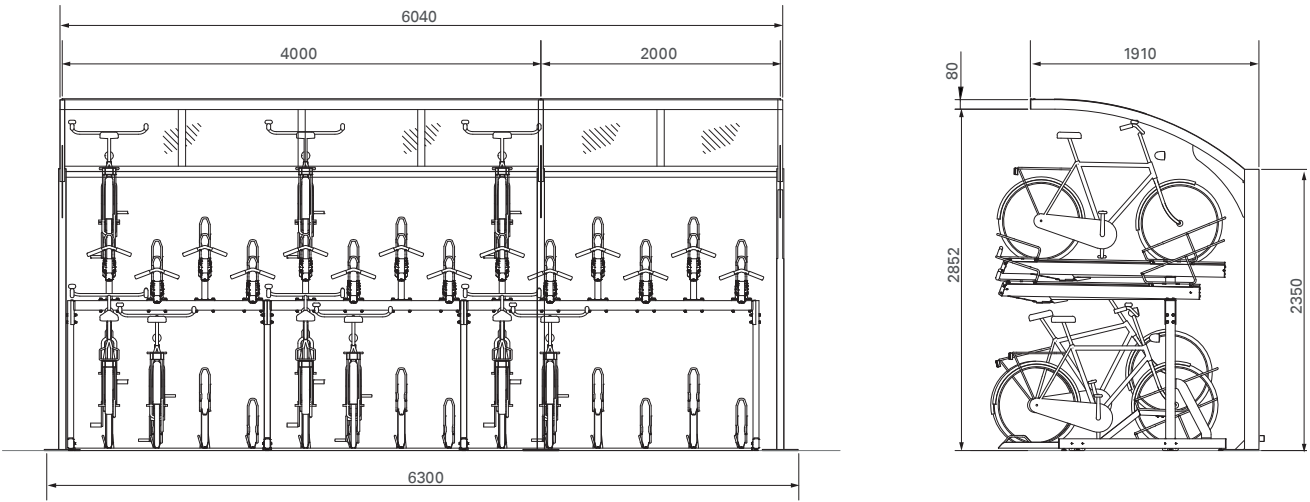
The FalcoGamma 2Hi is an exceptionally attractive and open cycle canopy design offering maximum shelter coverage whilst occupying minimum floor space.

The canopy is available in both single and double sided variants and is suitable for accommodating all Falco cycle parking systems as well as the innovative two-tier cycle rack.

The cycle canopy is manufactured from 100% recyclable hot-dip galvanised steel and polycarbonate roof sheets. The steelwork can be polyester powder coated in any of the 192 standard RAL colours upon request.



FALCOGAMMA 2Hi | with FalcoLevel Premium+ two-tier cycle rackS <page 130-133>



FalcoGamma 2Hi single sided, providing 28 spaces of FalcoLevel Premium+



TRIANGLE CYCLE CANOPY

The Triangle canopy system is part of a co-ordinated range of street furniture products <page 14/15> which also includes cycle stands <page 114 and 118/119>.

The shelter brings the familiar design led ‘triangle’ theme to the fore and the use of a range of materials including stainless steel and powdercoated galvanised steel with roof cladding options of aluzinc or safety glass.

As with all Falco products, the aesthetic strengths of the design are matched by high functionality. The canopy incorporates integrated gutters with rainwater being channelled inside the structure and discharged at ground level.

Additionally lighting can be incorporated into the central panel of the canopy with opaque acrylic covering. Optional back and side wall panels include steel sheet or safety glass.



TRIANGLE | single sided with aluznic roof sheets and sendzimir galvanised wall panel with Triangle cycle stands <page 118/119>

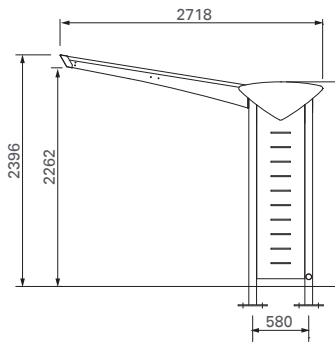
TRIANGLE, SINGLE SIDED	
PART CODE	DESCRIPTION
68.000.000	single sided starter section, roof of aluzinc sheets
68.010.000	single sided add-on section, roof of aluzinc sheets
68.020.017	back wall with 5 aluzinc sheets
68.040.017	side wall of sendzimir galvanised sheets
68.050.017	side wall, stater element with 2 uprights
	and a aluzinc sheet
68.100.000	single sided starter section, roof of aluzinc sheets, including lighting
68.110.000	single sided add-on section, roof of aluzinc sheets, including lighting
68.200.172	single sided starter section, roof of safety glass
68.210.172	single sided add-on section, roof of safety glass
68.300.172	single sided starter section, roof of safety glass, including lighting
68.310.172	single sided add-on section, roof of safety glass, including lighting

TRIANGLE, DOUBLE SIDED	
PART CODE	DESCRIPTION
68.500.000	double sided starter section, roof of aluzinc sheets
68.510.000	double sided add-on section, roof of aluzinc sheets
68.040.017	side wall of sendzimir galvanised sheets
68.600.000	double sided starter section, roof of aluzinc sheets, including lighting
68.610.000	double sided add-on section, roof of aluzinc sheets, including lighting
68.700.172	double sided starter section, roof of safety glass
68.710.172	double sided add-on section, roof of safety glass
68.800.172	double sided starter section, roof of safety glass, including lighting
68.810.172	double sided add-on section, roof of safety glass, including lighting

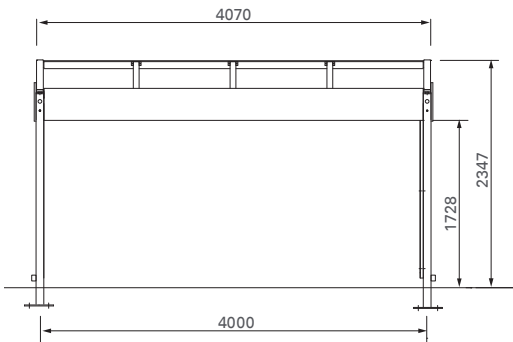


TRIANGLE | double sided with roof manufactured from safety glass and Ideal cycle racks <page 120/121>

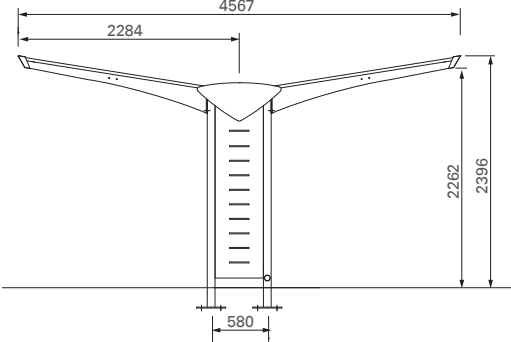
Again there is a double sided canopy option making the Triangle a very versatile unit. By placing two units facing each other a covered walkway or compound can be created. Utilising the 2.25m span for each arm, a walkway 4,000m wide is possible - ideal for a public thoroughfare.



Triangle, part code 68.000.000 / 68.200.172



Triangle, part code 68.500.000 / 68.700.172





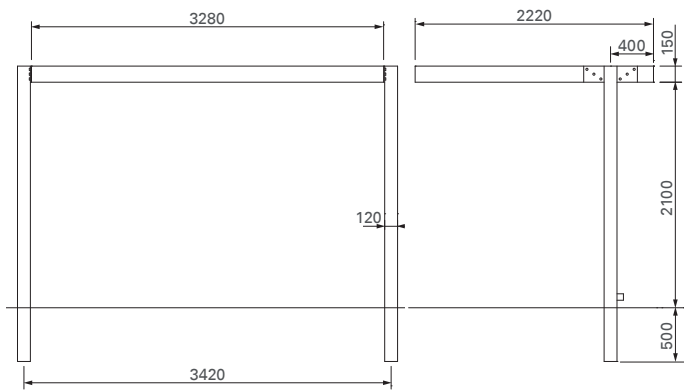
FALCOSPAN CYCLE CANOPY

FALCOSPAN CYCLE CANOPY

The FalcoSpan series of canopies offers great flexibility when providing an uncomplicated weather shelter. An exceptionally attractive and open shelter, very simple construction and great aesthetics. Useful for smoking shelters <pages 196-204>, walkways, canopies, cycle shelters and general waiting areas, the FalcoSpan can cover every option.

The cantilevered design is topped with a robust roof section which contains integral gutters enabling waste water to be discharged at ground level via the supporting uprights. The standard roof sheets are in aluzinc corrugated metal, but other options are available in polycarbonate if you require light to reach in.

The FalcoSpan shelter is available with optional side panels to create a closed shelter. The panels of safety glass are mounted on the canopy uprights and provide great weather protection whilst allowing maximum visibility.



FalcoSpan, part code 21.025.000 + 21.144.000L + 21.144.000R

FALCOSPAN	
PART CODE	DESCRIPTION
21.023.000	roof, 2,220x2,220mm (without uprights)
21.024.000	roof, 2,750x2,220mm (without uprights)
21.025.000	roof, 3,280x2,220mm (without uprights)
21.026.000	roof, 3,810x2,220mm (without uprights)
21.027.000	roof, 4,340x2,220mm (without uprights)
21.028.000	roof, 4,870x2,220mm (without uprights)
21.029.000	roof, 5,400x2,220mm (without uprights)
21.144.000L	left starter/end supporting column 120x120mm, to grout in
21.144.000R	right starter/end supporting column 120x120mm, to grout in
21.144.000T	intermediary supporting column 120x120mm, to grout in
21.152.000	prefab roof joining frame when using 21.144.000T

All steelwork is hot dip galvanised to BS EN ISO 1461 and can be polyester powder coated in any of the 192 RAL colours.



FALCOSPAN | with A-11 cycle racks <page 122/123>



SPECIAL FALCOSPAN | with Sheffield stands <page 110-113> and wooden cladding around the uprights





BESPOKE FALCOTEL CYCLE SHELTER

FALCOTEL CYCLE SHELTER

The FalcoTel family offer a number of different cycle shelter variations including a simple open cycle shelter design using the FalcoTel-E, a double-sided unit using the FalcoTel-D, a secure lockable store using the FalcoTel-K <page 181> and a wall mounted canopy using the FalcoTel-L <page 182>.

The pitched roof means all rain water is directed towards the rear of the store and away from the door areas.

FALCOTEL-E CYCLE SHELTER

This is the basic building block of the range with uprights and a roof section - a very affordable and simple design. By adding back and side walls, the FalcoTel-E can be supplied with optional cladding in hardwood, corrugated metal sheets or steel mesh to meet various design schemes.



FALCOTEL-E | with back wall with corrugated metal sheeting and end walls with hardwood lattice work

Like most Falco products, the cycle shelter is modular enabling it to be extended as required.



FALCOTEL-E | without back and side walls

FALCOTEL-E	
PART CODE	DESCRIPTION
23.000.000	single sided base section, length 4,000mm
23.000.040	single sided base section, length 4,000mm, with bolt down side frames
23.010.000	single sided add-on section, length 4,000mm
88.825.000	steel drainpipe of 60mm tubing, length 1,500mm
23.020.000	back wall with corrugated metal sheeting
23.028.000	back wall with hardwood lattice work
23.040.000L	left end wall with corrugated metal sheeting
23.040.000R	right end wall with corrugated metal sheeting
23.048.000L	left end wall with hardwood lattice work
23.048.000R	right end wall with hardwood lattice work

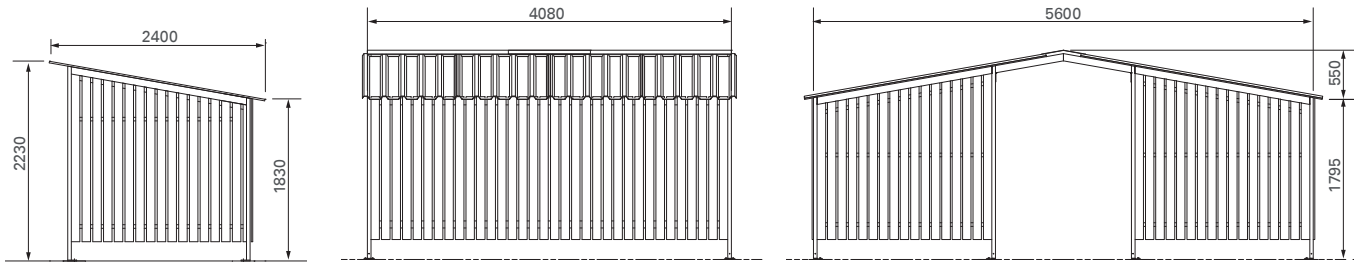
FALCOTEL-C CYCLE COMPOUND

As with the FalcoQuarter <page 154/155> and FalcoLite <page 158-161> cycle shelters, the FalcoTel range of shelters and canopies can be transformed into a secure cycle compound by placing two FalcoTel-E shelters face to face to create a fully enclosed cycle compound with optional lighting and lockable gates. This is a great option for increasing security whereby access to the cycle compound can be restricted. With the use of a walkway cover strip ensures the FalcoTel-C is fully weather proof.



FALCOTEL-C

FALCOTEL-C	
PART CODE	DESCRIPTION
23.800.000	combi base section, length 4,000mm
23.810.000	single sided add-on section, length 4,000mm
23.858.000	walkway cover
23.838.000	single door



FalcoTel-E, part code 23.000.000 and walls with hardwood lattice work

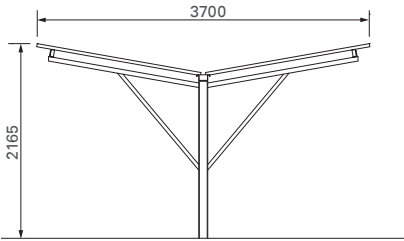
FalcoTel-C, part code 23.800.000 and walls with hardwood lattice work + 23.858.000



FALCOTEL-D CYCLE SHELTER

The FalcoTel-D is a double sided variant of the FalcoTel-E. With a distinct ‘Y’ shaped section, the FalcoTel-D has great symmetrical lines as well as complimenting the single sided version of the range. As an ‘island’ unit, the FalcoTel-D can be used as a stand alone unit or in rows to create a large storage compound.

The pitched roof sections channels rainwater to the centre of the structure where it is collectected in a gutter and is discharged via a drain pipe to ground level. As with the single sided version, cladding is available for the end panels enabling designers to add playful variations to the scheme. The standard model is 4,000mm between the centres of the uprights and the canopy has a span of 3,700mm.



FalcoTel-D, part code 23.500.000



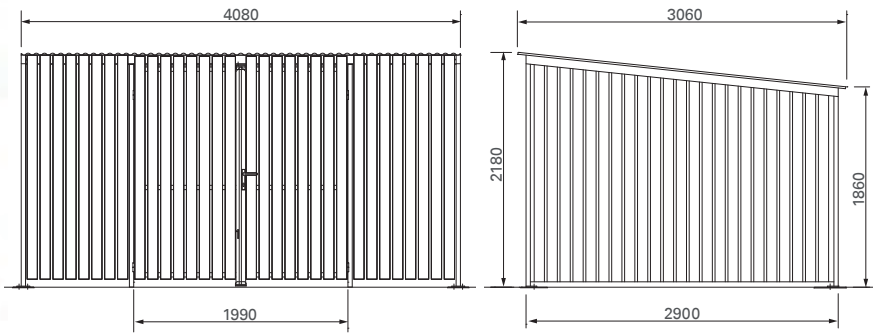

FALCOTEL-D	
PART CODE	DESCRIPTION
23.500.000	double sided base section, length 4,000mm
23.500.040	double sided base section, length 4,000mm, on base plates
23.510.000	double sided add-on section, length 4000mm
23.510.040	double sided add-on section, length 4,000mm, on base plates
88.825.000	steel drainpipe of 60mm tubing, length 1,500mm
23.548.000	end wall with hardwood lattice work, slanting form
23.540.000	prefab side frame with aluzinc and diagonal top



FALCOTEL-K CYCLE STORE

The FalcoTel-K enables the FalcoTel range to become a secure store. At 2,900mm deep, the FalcoTel-K is slightly deeper than the standard range and is ideal for cycle storage, enabling cyclists to maneuver their bikes in and out safely. The store can be clad in a variety of finishes including hardwood slats, corrugated aluzinc sheets or wire mesh. There are a number of permutations for positioning of the door (ask our sales department). Single or double doors are able to be positioned in either the front or side walls. The storage shelter also comes complete with a Europrofile cylinder lock. The roof is manufactured from either aluzinc sheet or corrugated polyester.

FALCOTEL-K	
PART CODE	DESCRIPTION
23.200.000C	with single door DIN left, model C starter section
23.248.000L	prefab side frame on base plates with hardwood slats (large 95mm) and diagonal top, left side
23.248.000C	side wall cladding for FalcoTel-K (door C) with hardwood slats large 95 mm and diagonal top
23.238.000	front wall, with hardwood slats (large 95mm) on steel purlins, length 4,000mm
23.228.000	rear wall, with hardwood slats on steel purlins, length 4,000mm
88.825.000	steel drain pipe of tubing 60mm, length 1,500mm



FALCOTEL-K | with double doors



FALCOTEL-L CYCLE CANOPY

The FalcoTel-L is the wall mounted version of the FalcoTel range. A highly economical canopy requiring a sturdy wall for bolting to. The canopy is ideal for use as a cycle shelter, smoking shelter or waiting shelter.

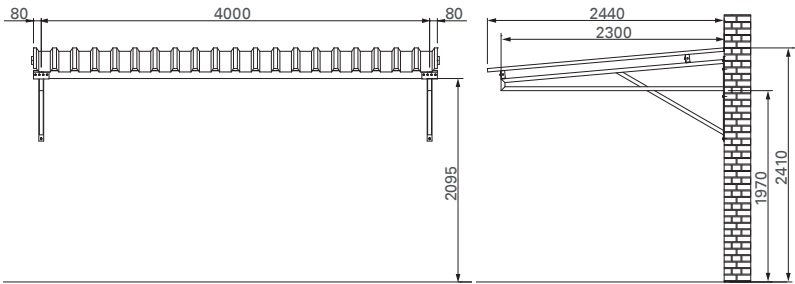
The canopy provides coverage of 4,000mm and is 2,440mm deep, the roof sheets are manufactured from corrugated aluzinc sheets.



FALCOTEL-L | with side walls (on request)

FALCOTEL-L	
PART CODE	DESCRIPTION
23.300.000	starter section, length 4,000mm
23.310.000	add-on section, length 4,000mm
88.823.000	steel drainpipe for FalcoTel-L

It can be mounted at any height from the floor, though a standard distance of 2,095mm is recommended.



FalcoTel-L, part code 23.300.000

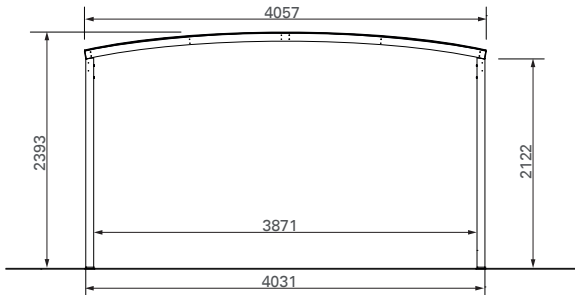


FALCOTRUSTIN CYCLE CANOPY

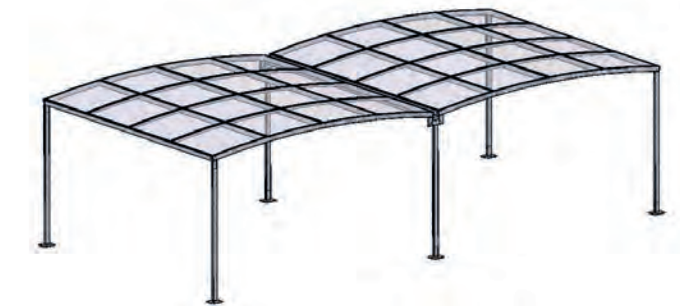
The FalcoTrustin is a product which offers great flexibility when providing an uncomplicated cycle shelter, smoking shelter or canopy. The canopy is an exceptionally attractive shelter with a very simple construction and great aesthetics.

With standard square roof sections of 1m x 1m and a standard bay length of 4m, the FalcoTrustin can be extended in length up to any dimension - to match any bespoke requirement.

FALCOTRUSTIN	
PART CODE	DESCRIPTION
28.409.050	starter section, length 4,000mm
28.419.050	add-on section, length 4,000mm



FalcoTrustin, part code 28.409.050



FALCOTRUSTIN




FALCOHOTH CYCLE CANOPY

The FalcoHoth is a purpose designed canopy to withstand large amounts of snow in areas where snow loading is a critical issue. The FalcoHoth is an attractive and reinforced cycle shelter design but with maximum functionality.

The FalcoHoth is manufactured from hot-dip galvanised steel with either steel or safety glass roof panels. The shelter steelwork can be optionally powder coated in any colour from the RAL register upon request.

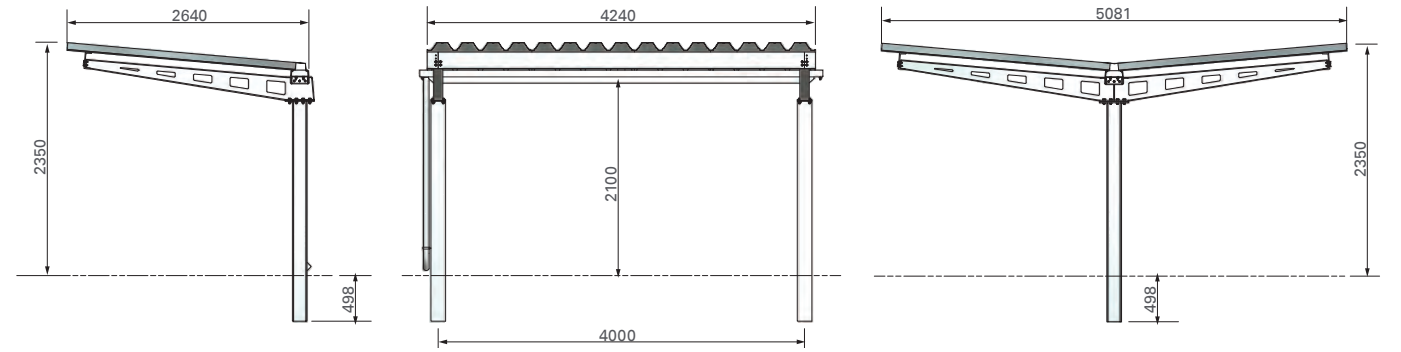
The shelter features integrated drainage which directs water from the roof and discharges at ground level. The FalcoHoth has a maximum load capacity of 250kg per square metre.

The cantilevered shelter is available in a single sided version to accommodate 10 bikes or a double sided version to accommodate 20 bikes.



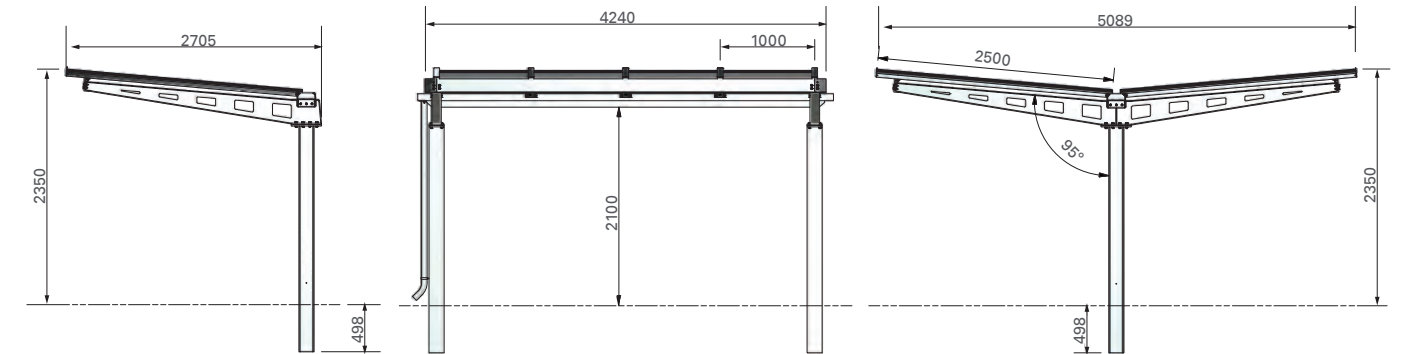
FALCOHOTH, SINGLE SIDED	
PART CODE	DESCRIPTION
28.000.000	starter section, with steel roof plates 106R
28.010.000	add-on section, with steel roof plates 106R
28.000.172	starter section, with glass roof
28.010.172	add-on section, with glass roof

FALCOHOTH, DOUBLE SIDED	
PART CODE	DESCRIPTION
28.100.000	starter section, with steel roof plates 106R
28.110.000	add-on section, with steel roof plates 106R
28.100.172	starter section, with glass roof
28.110.172	add-on section, with glass roof



FalcoHoth, part code 28.000.000

FalcoHoth, part code 28.100.000



FalcoHoth, part code 28.000.172

FalcoHoth, part code 28.100.172



FALCOZAN-180 CYCLE SHELTER

FALCOZAN CYCLE SHELTER

The FalcoZan range is a neat and simple design of open shelter, ideal for numerous applications. Available in both single and double sided versions, the FalcoZan is a vandal resistant shelter with optional side cladding in hardwood slats, corrugated aluzinc or other finishes on application.

The FalcoZan-180 is the single sided version of the product range. The base module can be added to - to create a shelter as wide as required, by using standard ‘add-on’ units. The FalcoZan-360 is the double sided version of the range. By placing two single shelters back-to-back, it is easily possible to create a 5m deep shelter. Additionally, more shelters can be placed side to side to create a covered area of virtually any size. All steelwork is hot dip galvanised as standard and can be polyester powder coated in a RAL colour.

The roof sheets are manufactured from corrugated aluzinc sheets.

Falco employs its own installation engineers and we can offer full contract management of the supply and installation of the FalcoZan shelter.



FALCOZAN-180 AND FALCOZAN-360

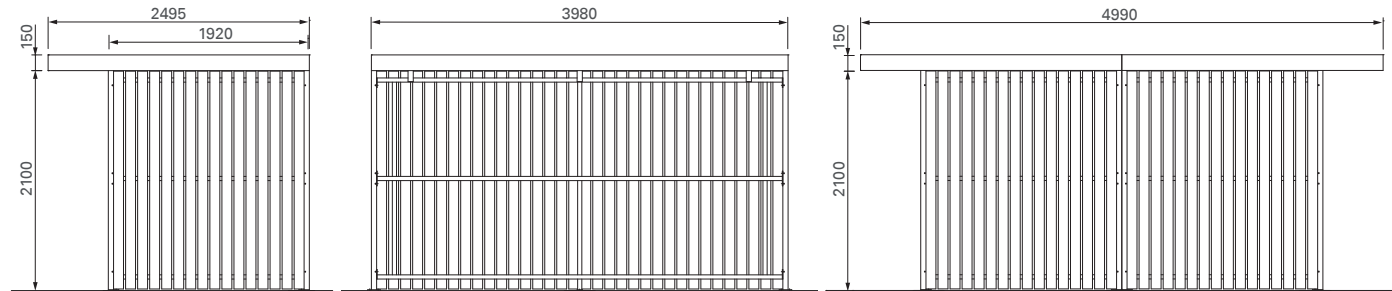
FALCOZAN	
PART CODE	DESCRIPTION
27.003.000	FalcoZan-180 single sided starter section
27.013.000	FalcoZan-180 single sided add-on section
27.423.000	wall in aluzinc sheets 1mm on steel frame
27.428.000	back or side wall in hardwood slats
27.443.000	prefab end wall covering of aluzinc sheets
27.448.000	side wall covering with hardwood lattice work
OND27.000.350	drain pipe for FalcoZan-180
27.103.000	FalcoZan-360 double sided starter section
27.113.000	FalcoZan-360 double sided add-on section
27.443.000	prefab wall covering with alucinz sheets
27.448.000	side wall in hardwood slats
OND27.000.351	drain pipe for FalcoZan-360



FALCOZAN-180 single sided



FALCOZAN-360 double sided



FalcoZan-180, part code 27.003.000 + 27.448.000	part code 27.003.000 + 27.428.000	FalcoZan-360, part code 27.103.000 + 2x 27.448.000
--	-----------------------------------	---

FALCOZAN-180 without side walls





FALCOLOK-250

FALCOLOK-250 CYCLE STORE

The FalcoLok-250 is the smallest product from the FalcoLok range.

There are a huge range of flexible options for the FalcoLok-250 including cladding in over 12 different materials, the relocation of single or double doors, the relocation of the drain pipe and the option of extending in width, length or height.

The store has an overall height of 2,250mm and a free head height of 2,100mm.



FALCOLOK-250 | with single door



FALCOLOK-300

FALCOLOK-300 CYCLE STORE

The FalcoLok-300 is a larger variant of the FalcoLok range measuring 3,120mm at the front x 3,980mm deep.

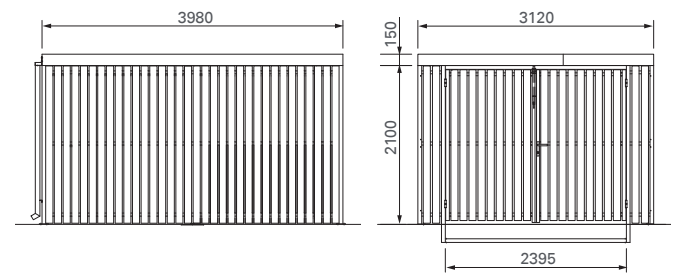
The height is the same as for all the FalcoLok products - 2,250mm overall height and 2,100mm free head height.

There are a huge range of additional options for the FalcoLok range including specific dimensions in length, width and height as well as over 12 cladding options, numerous locking mechanisms, relocation of single or double doors, clear roofing options and numerous drainage positions.

The roof sheets of the FalcoLok series are standard 1mm thick aluzinc, creating a robust and long lasting store. The rainwater on the sheets is directed into the roof fascia which channels the water to drainpipes for the dispersion of water to ground level.

All steelwork on the FalcoLok series is hot dip galvanised to BS EN ISO 1461 and can be additionally powder coated in any of the 192 RAL colours if required.

FALCOLOK-300	
PART CODE	DESCRIPTION
27.553.000D	base section, dim. 3,120x3,980mm,
	height 2100/2250mm,
	with double door in the 312cm side
OND27.000.351	drainpipe for 2 roof sections
27.428.000	steel side frames including standard hardwood
	cladding
27.448.000	end wall covering in standard hardwood
27.458.000	walkway shut including standard hardwood
	cladding
27.558.000	cladding in standard hardwood for end wall and
	double doors in standard hardwood



FalcoLok-300 with double door



FALCOLOK-500 CYCLE STORE

The FalcoLok-500 is a larger variation of the FalcoLok range. With a standard module size of 4,990mm across the front and a depth of 3,980mm the FalcoLok-500 is a very large equipment/cycle store housed under a single roof span without any internal supports.

As with all products in the range, the FalcoLok-500 can be extended both widthways and in depth, with the option to add doors on both the longer front or shorter side walls.

Installed by many local authorities as well as on private sites, the FalcoLok range is a unique storage solution offering great aesthetic qualities where a utilitarian store is required to not just house equipment but also look good and blend in with the overall design scheme.

All doors are supplied with a Europrofile cylinder lock for added security and can be arranged in either a single or double arrangement.

An eye-catching green sedum roof is available upon request for all of the FalcoLok range of products.



FALCOLOK-500 | with green sedum roof

The FalcoLok series of stores are available in a wide range of cladding options, some of the most popular are detailed below, for a full list please contact our sales team. Alternatively the store can be supplied as a frame only unit allowing the client to use their own series of cladding.



Shiplap Cladding



Horizontal and Vertical Hardwood



Welded Mesh Vertical



Profiled Aluzinc Verticle



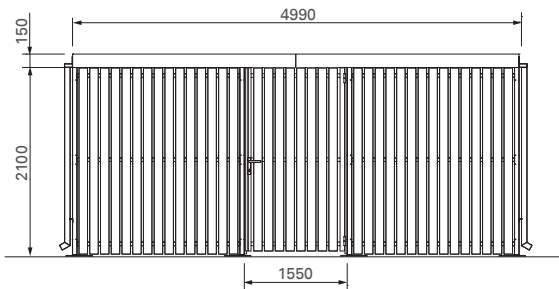
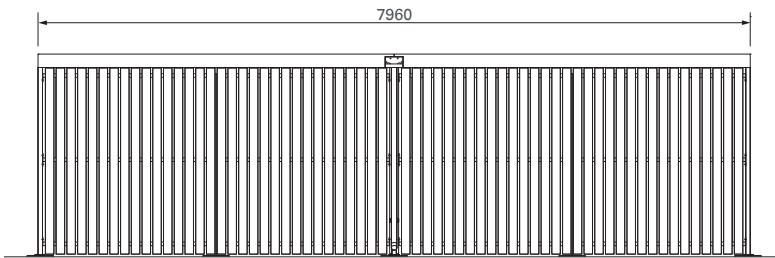
Corrugated Steel Powder Coated



FALCOLOK-500 | with polycarbonate roof sheets



Toughened Glass



FalcoLok-500, part code 27.203.000 + 27.213.000 + 2x 27.428.000 + 4x 27.448.000 + 1x 27.468.000

SAFETY GLASS AND GRAPHICS

This is the funky cycle hub Falco recently designed, manufactured, supplied and installed at Schiphol North Bus Station, Netherlands. With the use of vinyl graphics and powder coating, the cycle hub can easily match any cycle scheme, brand or theme.



SHELTERED CYCLE SHELTER ENTRANCE

This bespoke FalcoLok shelter is used as a secure lockable cycle parking shelter, with an additional walkway entrance attached to provide additional weather protection.



GREEN TRESPA WALL PANELS

This bespoke green cycle shelter with incorporated window is a perfect example of how a functional cycle store can be combined with an aesthetic appearance.





FALCOLOK-600 CYCLE STORE

The FalcoLok-600 is the largest product from the FalcoLok range. A new variation to the FalcoLok range of secure stores, the FalcoLok-600 is very versatile in width and length and is characterised by its internal spacious design. Ideal for a huge range of applications including a cycle store, sports equipment store, bin store or machinery store, the FalcoLok-600 is both an aesthetic and utilitarian secure store.

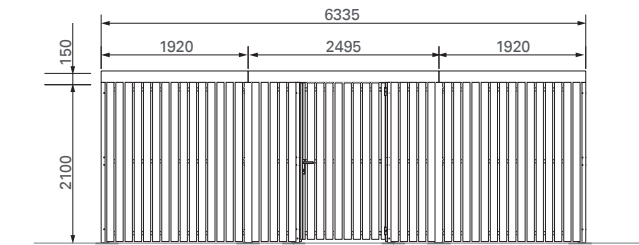
There are a huge range of cladding options available for the FalcoLok-600 including: hardwood, polycarbonate, toughened glass, trespa panels, welded mesh and perforated steel, with many other cladding options available upon request. The FalcoLok-600 is also available with a green sedum roof upon request. The FalcoLok-600 has a G section roof frame enabling rain water to be collected and travelled down the drain pipe to be discharged at ground level.

As a versatile unit there are a huge range of modifications that can be made to the store including the relocation of drain pipes, numerous locking mechanisms, cladding in over twelve different options, single or double doors, bespoke dimensions and clear roofing options.

Please contact our technical sales team to discuss your requirements.

The standard unit measures 6335mm long x 3980mm wide x 2250mm high, however there is great scope to extend the store in width, length or height to meet any bespoke requirement. The store has a free head height of 2100mm.

FALCOLOK-600	
PART CODE	DESCRIPTION
27.903.000	base section with aluzinc roof sheets
27.903.000D	base section with aluzinc roof sheets and double doors
27.913.000	add-on section with aluzinc roof sheets
27.948.000	side wall with double door and hardwood lattice work



FalcoLok-600, part code 27.903.000

There is a huge range of modifications which can be made to the flagship FalcoLok design. Please contact our technical sales team to discuss how the FalcoLok can be incorporated into your cycle parking cheme on +31 546 55 44 44.

BESPOKE REINFORCED FALCOLOK STORAGE SHELTER

This bespoke FalcoLok shelter was installed for Dutch gas and oil company ‘NAM’ and features reinforced steel cladding panels designed to specifically allow a free flow of oxygen to ventilate the working machinery. The shelter has been modified to provide additional open space below the cladding. The steelwork of the storage shelter was powder coated in RAL 6003 olive green for additional durability.



CONTEMPORARY CYCLE HUB

This is the contemporary cycle hub Falco designed, manufactured, supplied and installed at Dewsbury Railway Station. It provides the TransPennine Express station with a complete cycle hub facility including 60 secure FalcoLevel-Premium+ two-tier cycle parking spaces, a convenient FalcoFix repair and maintenence station and FalcoBloc seating.

The two-tier cycle racks are housed in a bespoke contemporary design of the classic FalcoLok shelter, which feature clean lines through the glass cladding supported by stainless steel glass clamps.



MULTI FUNCTIONEL SHELTER

Falco designed, manufactured, supplied and installed a contemporary storage shelter for a courtyard within the city of Leiden, Netherlands. The storage shelter not only provides secure storage for equipment but has also been modified to incorporate a green sedum roof to help the store blend in with its green surroundings.





FALCOQUARTER SMOKING SHELTER

The FalcoQuarter smoking shelter is one of Falco’s most versatile smoking shelter designs and boasts a combination of great aesthetics with a cost effective price.

The smoking shelter is designed to meet the needs of community projects where budget is the main constrain and provides flexibility in terms of both form and function.



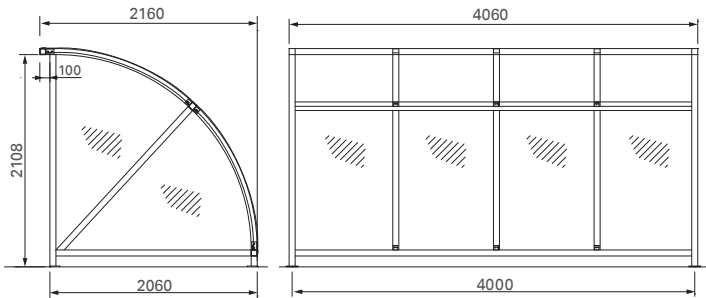
FALCOQUARTER | single sided with FalcoRelax seat <page 36/37>

The smoking shelter is made complete with any of Falco’s seating, litter bin or ashtray designs.

The smoking shelter is available in a wide range of options with bays in 2m, 3m, 4m and 5m variants enabling any size of smoking shelter to be created. The simple design lines mean that the smoking shelter can look inconspicuous if necessary by blending in with most surroundings.

FALCOQUARTER	
PART CODE	DESCRIPTION
78.209.050*	starter section, single sided, length 2,000mm, with polycarbonate roof sheets
78.309.050*	starter section, single sided, length 3,000mm, with polycarbonate roof sheets
78.409.050*	starter section, single sided, length 4,000mm, with polycarbonate roof sheets
78.509.050*	starter section, single sided, length 5,000mm, with polycarbonate roof sheets
78.449.052	end wall in 5mm clear polycarbonate

*All steelwork can be powder coated in any of the 192 standard RAL colours upon request, simply add ‘PC’ to the start of any part code(s) listed to the left.



FalcoQuarter, part code 78.409.050 + 78.449.052



FALCOSAIL SMOKING SHELTER

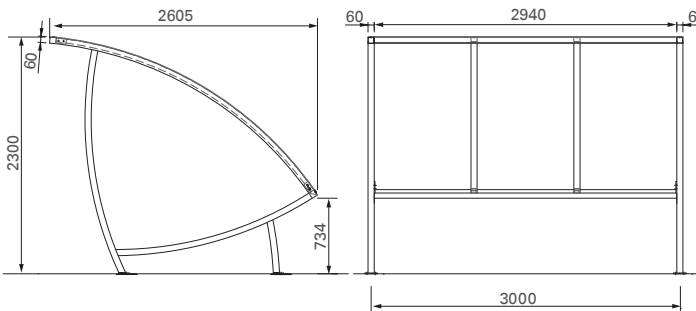
The FalcoSail is a design-led product and from any angle the likeness of a sail ship is unmistakable, making the shelter a very attractive addition for use as a smoking or waiting shelter.

The smoking shelter can be turned into a smoking compound by placing two single units face to face with an optional walkway cover and lockable gates.



FALCOSAIL | single sided with FalcoBloc bench <page 30/31> and litter bin <pages 64-71>

FALCOSAIL	
PART CODE	DESCRIPTION
77.309.040*	starter section, single sided, length 3,000mm, with roof and back wall in polycarbonate
77.319.040*	add-on section, single sided, length 3,000mm, with roof an back wall in polycarbonate
77.409.040*	starter section, single sided, length 4,000mm, with roof and back wall in polycarbonate
77.419.040*	add-on section, single sided, length 4,000mm, with roof and back wall in polycarbonate
77.559.050*	starter section, single sided, length 5,000mm, with roof and back wall in polycarbonate
77.569.050*	add-on section, single-sided, length 5,000mm, with roof and back wall in polycarbonate
77.449.052	end wall in 5mm clear polycarbonate



FalcoSail, part code 77.309.050



FALCOLITE

FALCOLITE SMOKING SHELTER

The FalcoLite is our flagship smoking shelter - stylish and functional. With different roof and side wall options, the FalcoLite is easily capable of combining with our huge ranges of seating, litter bins and ashtray designs.

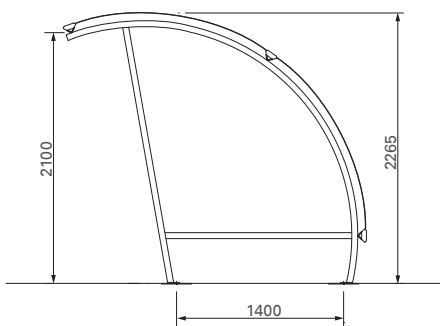
All steelwork on the FalcoLite smoking shelter is hot dip galvanised and can be powder coated in a RAL colour upon request.



FALCOLITE | single sided with FalcoSwing bench <page 44/45> and Tempo ashtray <page 72>

FALCOLITE SINGLE SIDED	
PART CODE	DESCRIPTION
76.309.050	starter section, roof and back wall polycarbonate
PC76.309.050	starter section, roof and back wall polycarbonate, steelwork powder coated in RAL ____
76.319.050	add-on section, roof and back wall polycarbonate
PC76.319.050	add-on section, roof and back wall polycarbonate, steelwork powder coated in RAL ____
76.349.052	end wall closed in clear polycarbonate

Available in three distinct variants; single sided, double-sided or as a compound.



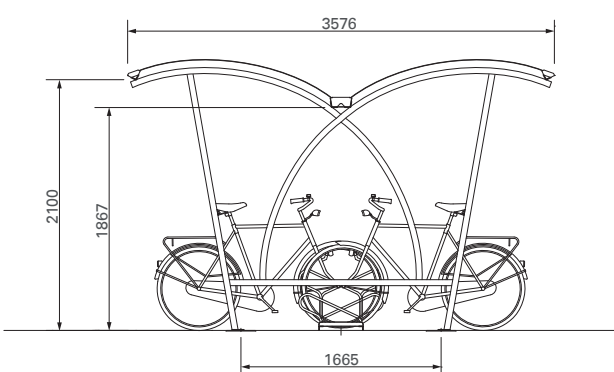
FalcoLite, part code 76.309.050 + 76.319.050



FALCOLITE DOUBLE-SIDED SHELTER

The double sided version of the shelter brings two FalcoLite shelters back to back in an attractive 'Gull wing' effect.

FALCOLITE DOUBLE SIDED	
PART CODE	DESCRIPTION
76.409.050	starter section, roof and back wall polycarbonate
PC76.409.050	starter section, roof and back wall polycarbonate, steelwork powder coated in RAL ____
76.419.050	add-on section, roof and back wall polycarbonate
PC76.419.050	add-on section, roof and back wall polycarbonate, steelwork powder coated in RAL ____
76.449.052	end wall in 1 part, polycarbonate

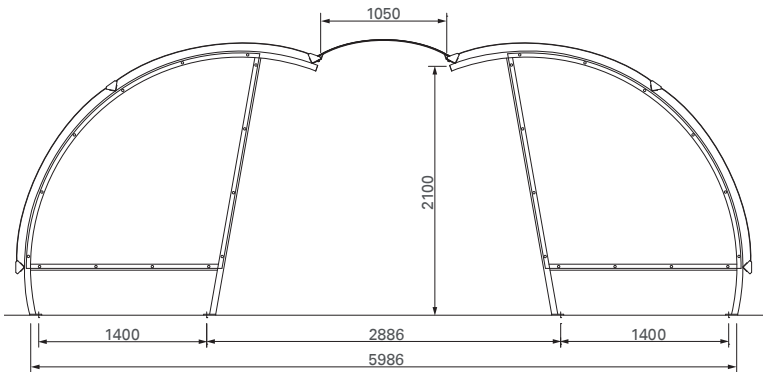


FalcoLite, part code 76.409.050



Compounds have the advantage of providing wide coverage whilst retaining maximum visibility.

FALCOLITE COMBI	
PART CODE	DESCRIPTION
76.369.050	walkway starter section, polycarbonate covering
76.379.050	walkway add-on section, polycarbonate covering
76.389.052	walkway closure of polycarbonate covering, delivery together with the shelter
76.390.052	walkway covering with single revolving door of polycarbonate, delivery together with the shelter



FalcoLite 2x part code 76.309.050 + 1x part code 76.369.050

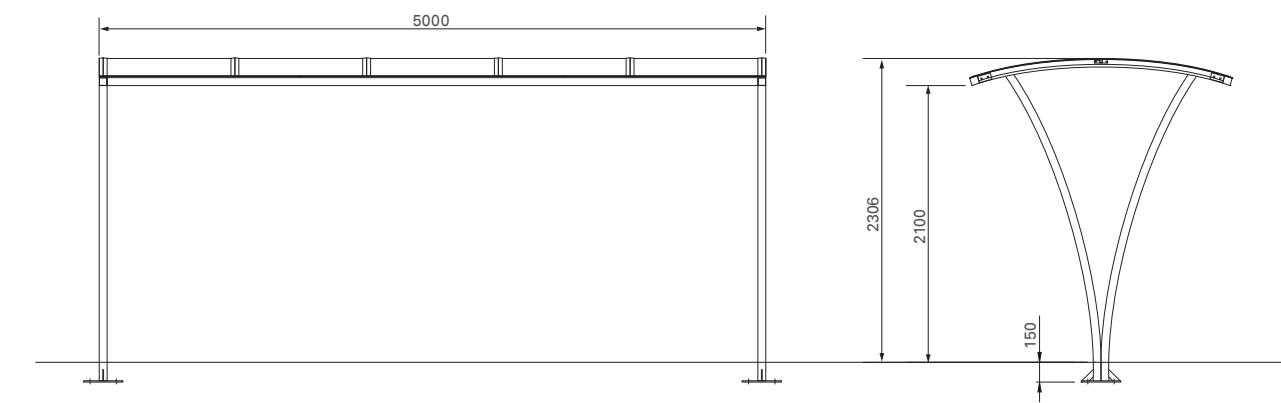


FALCOBREEZE | with FalcoNorma seat <page 24>

FALCOBREEZE SMOKING SHELTER

The FalcoBreeze smoking canopy is a great application for areas of a higher density. Increasingly on busy streets and walkways, sign posts and street furniture are reducing the amount of available spaces for pedestrians to walk, so the FalcoBreeze canopy creates a great overhead canopy area whilst occupying a minimum of floor space.

*All steelwork on the FalcoBreeze canopy is hot dip galvanised to BS EN ISO 1461 and can be polyester powder coated in any of the 192 standard RAL colours to match a corporate colour.



FalcoBreeze starter section, part code 72.509.050

The FalcoBreeze is available in 2m, 3m, 4m and 5m variants.

FALCOBREEZE	
PART CODE	DESCRIPTION
72.209.050*	starter section, length 2,000mm
72.219.050*	add-on section, length 2,000mm
72.309.050*	starter section, length 3,000mm
72.319.050*	add-on section, length 3,000mm
72.409.050*	starter section, length 4,000mm
72.419.050*	add-on section, length 4,000mm
72.509.050*	starter section, length 5,000mm
72.519.050*	add-on section, length 5,000mm

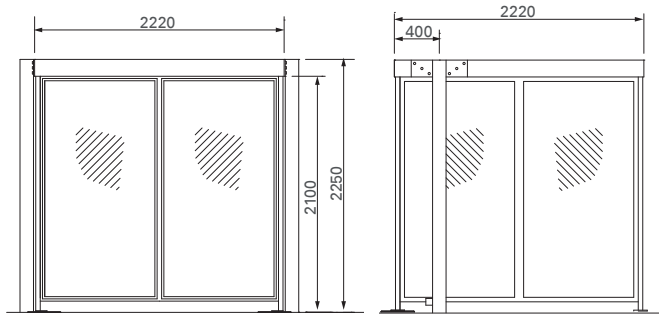


FALCOBREEZE CYCLE SHELTER <page 162/163>



FALCOSPAN SMOKING SHELTER

The FalcoSpan series of canopies offers great flexibility when providing an uncomplicated smoking shelter. An exceptionally attractive and open shelter, very simple construction and very aesthetical. The cantilevered design is topped with a robust roof section which contains integral gutters enabling waste water to be discharged at ground level via the supporting uprights. The standard roof sheets are in aluzinc corrugated metal, but other options are available if you require something to let the light in.



FalcoSpan + Glass Walls

FALCOSPAN	
PART CODE	DESCRIPTION
21.144.000L	starter/end support, length 2,250mm with 500mm anchor piece for below ground fix, for roof section upto 2,220mm deep
21.027.000	roof section 2220x4340x150mm, with aluzinc profiled sheets
21.133.170	prefab back wall 2220x2000mm with safety glass, fixed in clamping strips, including 2 supports with anchor parts
21.230.000	end support on base plate for installation of wall element
21.231.000	corner support on base plate for installation of wall element
21.231.170	prefab back wall 4340x2000mm with safety glass, fixed in clamping strips, including 2 supports with anchor part

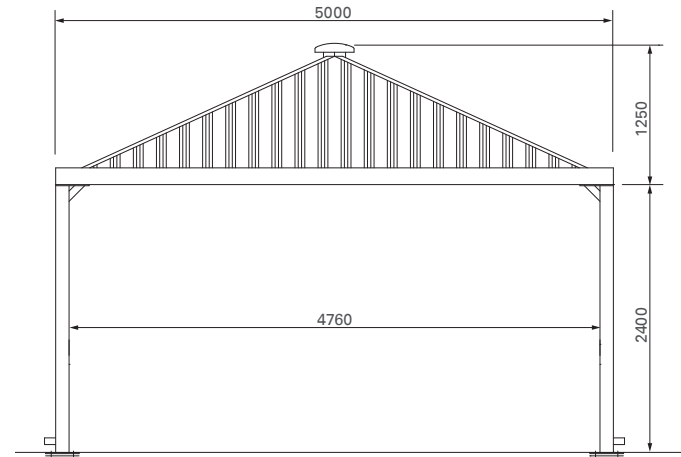


NAVAHO | with FalcoSwing benches <page 45/46> and litter bin <pages 64-71>

NAVAHO SMOKING SHELTER

The Navaho is a really versatile smoking shelter. An ideal structure for smoking, recreation use or as a parent waiting shelter. Available with coloured roof panels, you can create a matrix pattern of highly distinctive colours.

There are several options to close one or more sides of the Navaho shelter. Generally the transparent option is chosen with safety glass panels. Other options are aluzinc profiled steel sheets or wooden slats.



Navaho, part code 65.500.000

NAVAHO	
PART CODE	DESCRIPTION
65.500.000	starter section, dim. 5,000x5,000mm
PC65.500.000	starter section, dim. 5,000x5,000mm, steel
	construction powder coated in RAL ____
PCA65.500.000	starter section, dim. 5,000x5,000mm, steel
	construction and roof powder coated in RAL ____
65.510.000	add-on section, dim. 5,000x5,000mm
PC65.510.000	add-on section, dim. 5,000x5,000mm, steel
	construction powder coated in RAL ____
PCA65.510.000	add-on section, dim. 5,000x5,000mm, steel
	construction and roof powder coated in RAL ____
65.520.000	side wall in aluzinc profiled steel sheets
PC65.520.000	side wall in aluzinc profiled steel sheets,
	steel construction powder coated in RAL ____
PCA65.520.000	side wall in aluzinc profiled steel sheets,
	steel sheets powder coated in RAL ____
65.520.170	side wall in safety glass
PC65.520.170	side wall in safety glass,
	columns powder coated in RAL ____

It is also possible to transform the Navaho design into a storage shelter with single or double doors.

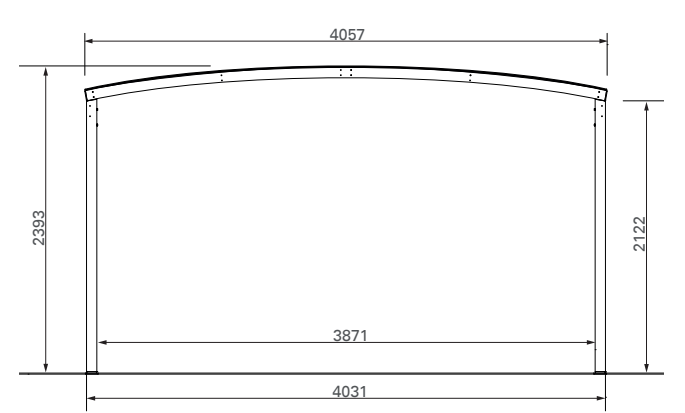


NAVAHO | multicoloured, powder coated roof



FALCOTRUSTIN SMOKING CANOPY

The FalcoTrustin is a new product in our smoking canopy portfolio that offers great flexibility when providing an uncomplicated smoking shelter or canopy. The canopy is an exceptionally attractive and open shelter with a very simple construction and great aesthetics. A bonus to the FalcoTrustin design is the flexibility to optimise the smoking shelter to meet any dimension, with standard square roof sections of 1,000mm x 1,000mm and a standard bay length of 4,000mm, the FalcoTrustin can be extended in length up to any dimension - to match any bespoke requirement.



FalcoTrustin, part code 28.409.050

FALCOTRUSTIN	
PART CODE	DESCRIPTION
28.309.050	starter section with polycarbonate roof sheets,
	length 3,000mm, depth 4,000mm,
	height 2,100-2,320mm
28.319.050	add-on section with polycarbonate roof sheets,
	length 3,000mm, depth 4,000mm,
	height 2,100-2,320mm
28.409.050	starter section, with polycarbonate roof sheets,
	length 4,000mm, depth 4,000mm,
	height 2,100-2,400mm
28.419.050	add-on section, with polycarbonate roof sheets,
	length 4,000mm, depth 4,000mm,
	height 2,100-2,400mm
28.509.050	starter section, with polycarbonate roof sheets,
	length 5,000mm, depth 4,000mm,
	height 2,100-2,500mm
28.519.050	add-on section, with polycarbonate roof sheets,
	length 5,000mm, depth 4,000mm,
	height 2,100-2,500mm



FALCOTEL-L SMOKING SHELTER

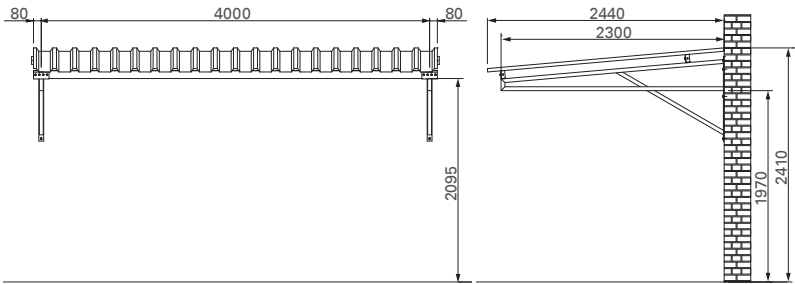
The FalcoTel-L is the wall mounted version of the FalcoTel range. A highly economical canopy requiring a sturdy wall to bolt to (150mm minimum recommended). The FalcoTel-L is ideal as a smoking shelter, waiting shelter or cycle shelter. The canopy is 4,000mm long x 2,440mm wide, the roof sheets are manufactured from corrugated aluzinc sheets.



FALCOTEL-L | with FalcoStretto seat <page 27>

FALCOTEL-L	
PART CODE	DESCRIPTION
23.300.000	starter section, length 4,000mm
23.310.000	add-on section, length 4,000mm
88.823.000	steel drainpipe for FalcoTel-L

It can be mounted at any height from the floor, though a standard distance of 2,095mm is recommended.




FalcoTel-L, part code 23.300.000

SHELTERS FOR DISABLED FOOTBALL FANS

Falco recently designed, manufactured, supplied and installed disabled spectator canopies for Willem II football club in Tilburg, Netherlands. The club was looking for a solution to provide wide sheltered coverage for its disabled spectators and approached Falco to discuss a number of possible solutions.

Falco’s technical design team modified the FalcoTel canopy design and adjusted the height of the roof to ensure the view from the spectators behind wasn’t compromised. The roof panels were adapted to incorporate transparent polycarbonate sheets to receive a maximum low of light.



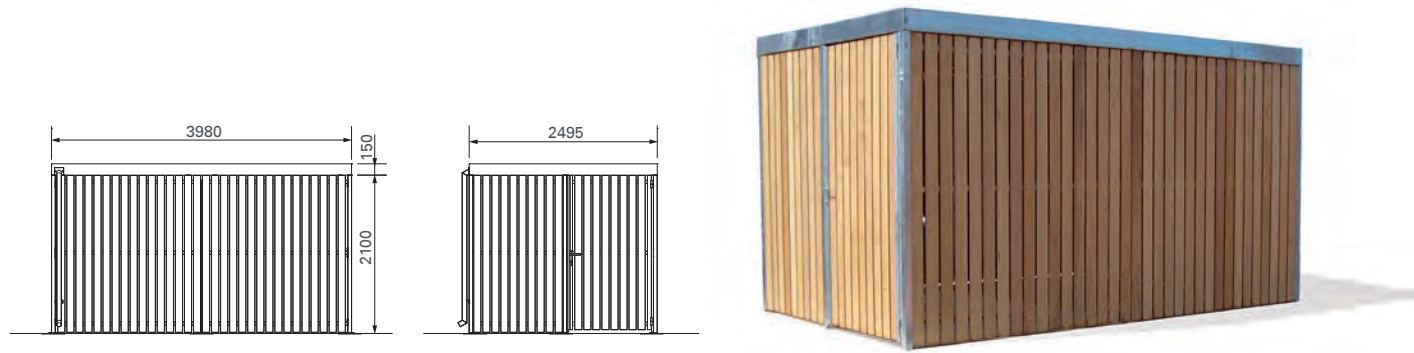


FALCOLOK-250 SECURE STORE

The FalcoLok-250 is the smallest product from the FalcoLok range.

There are a huge range of flexible options for the FalcoLok-250 including cladding in over 12 different materials, the relocation of single or double doors, the relocation of the drain pipe and the option of extending in width, length or height.

The store has an overall height of 2,250mm and a free head height of 2,100mm.



FALCOLOK-250 | with single door



FALCOLOK-300 | steelwork powder coated

FALCOLOK-300 SECURE STORE

A slightly larger variation from the FalcoLok-250, the FalcoLok-300 measures 3,120mm at the front x 3,980mm deep.

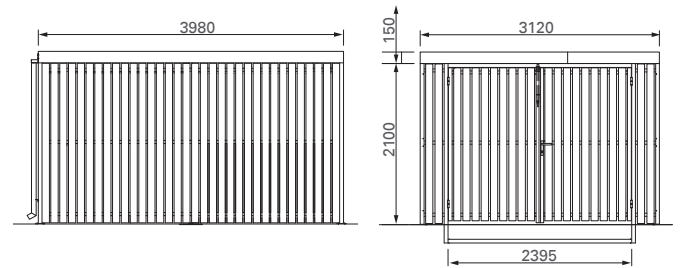
There are a huge range of additional options for the FalcoLok range including specific dimensions in length, width and height as well as over 12 cladding options, numerous locking mechanisms, relocation of single or double doors, clear roofing options and numerous drainage positions.

The unit can also be reconfigured (as the image above) to 3,980mm at the front x 3,120mm deep.



FALCOLOK-300 | with double door

FALCOLOK-300	
PART CODE	DESCRIPTION
27.553.000D	base section, dim. 3,120x3,980mm, height 2100/2250mm,
	with double door in the 312cm side
OND27.000.351	drainpipe for 2 roof sections
27.428.000	steel side frames including standard hardwood cladding
27.448.000	end wall covering in standard hardwood
27.458.000	walkway shut including standard hardwood cladding
27.558.000	cladding in standard hardwood for end wall and double doors in standard hardwood



FalcoLok-300 with double door



FALCOLOK-500 SECURE STORE

With a standard module size of 4,990mm across the front and a depth of 3,980mm the FalcoLok 500 secure store is a very large storage shelter/refuse store housed under a single roof

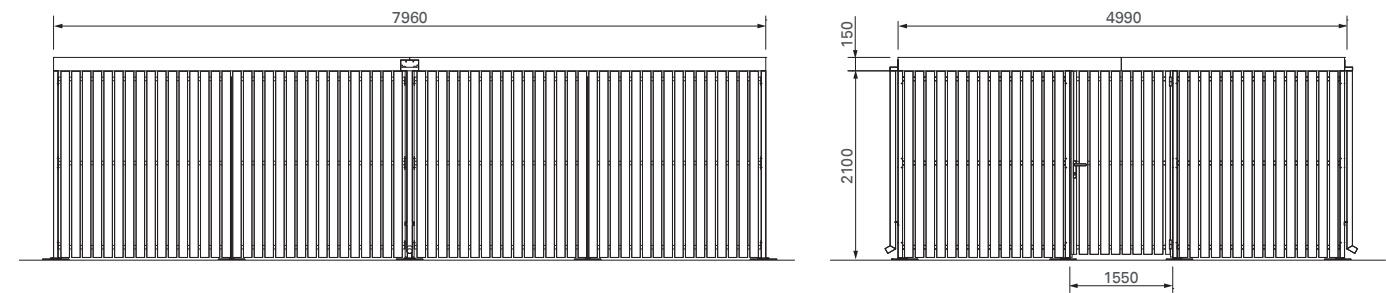
FALCOLOK-500	
PART CODE	DESCRIPTION
27.203.000	base section with aluzinc roof sheets
27.213.000	add-on section with aluzinc roof sheets
27.428.000	back or side wall with hardwood lattice work
27.448.000	side wall covering with hardwood lattice work
27.458.000	walkway shut off with hardwood lattice work
27.468.000	single door with hardwood lattice work, right
OND27.468.000	steel drain for two FalcoLok-500 roofs

span without internal supports.

As with the FalcoLok-250 and FalcoLok-300, the FalcoLok-500 is very versatile in design with a huge range of customisable options.



FALCOLOK-500 | with green sedum roof



FalcoLok-500, part code 27.203.000 + 27.213.000 + 2x 27.428.000 + 4x 27.448.000 + 1x 27.468.000



FALCOLOK-600 SECURE STORE

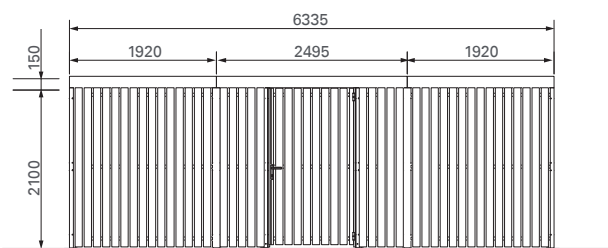
A new variation to the FalcoLok range of secure stores, the FalcoLok-600 is very versatile in width and length and is characterised by its internal spacious design. Ideal for a huge range of applications including a cycle store, sports equipment store, bin store or machinery store, the FalcoLok-600 is both an aesthetic and utilitarian secure store.

There are a huge range of cladding options available for the FalcoLok-600 including: hardwood, polycarbonate, toughened glass, trespas panels, welded mesh and perforated steel, with many other cladding options available upon request. The FalcoLok-600 is also available with a green sedum roof upon request. The FalcoLok-600 has a G section roof frame enabling rain water to be collected and travelled down the drain pipe to be discharged at ground level.

As a versatile unit there are a huge range of modifications that can be made to the store including the relocation of drain pipes, numerous locking mechanisms, cladding in over twelve different options, single or double doors, bespoke dimensions and clear roofing options.

FALCOLOK-600	
PART CODE	DESCRIPTION
27.903.000	base section with aluzinc roof sheets
27.903.000D	base section with aluzinc roof sheets and
	double door
27.913.000	add-on section with aluzinc roof sheets
27.948.000	side wall with double door and hardwood
	lattice work

The standard unit measures 6335mm long x 3980mm wide x 2250mm high, however there is great scope to extend the store in width, length or height to meet any bespoke requirement. The store has a free head height of 2100mm.



FalcoLok-600, part code 27.903.000



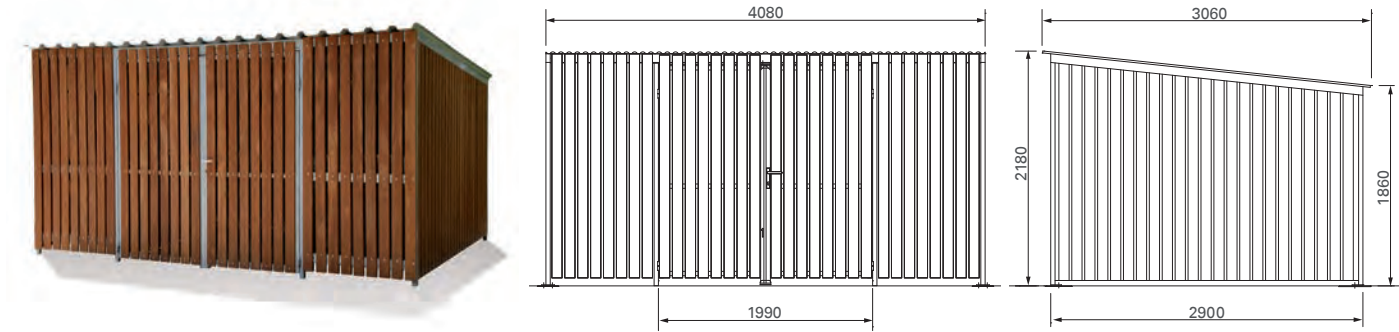
FALCOTEL-K SECURE STORE

The FalcoTel-K shelter enables the FalcoTel range to become a secure store. At 2,900mm deep, the FalcoTel-K is slightly deeper than the standard range of storage shelters and is ideal for a huge range of equipment.

The store can be clad in a variety of finishes including hardwood slats, corrugated aluzinc sheets or wire mesh.

There are a number of permutations for positioning of the door (ask our sales department). Single or double doors are able to be positioned in either the front or side walls.

The storage shelter also comes complete with a Europrofile cylinder lock.



FALCOTEL-K | with double doors

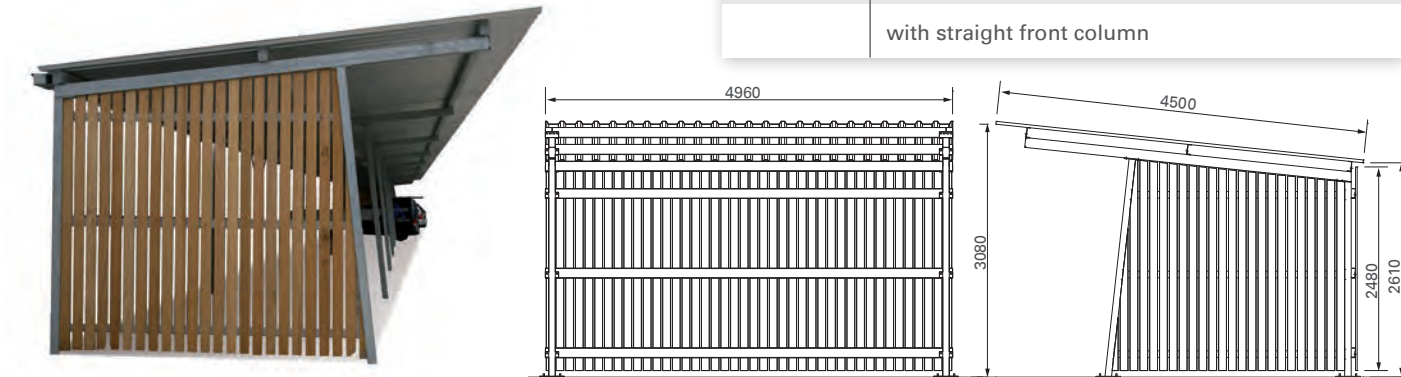


FALCOGRAND STORAGE SHELTER

The largest of the Falco range of shelters, the FalcoGrand is an ideal product to shelter cars, vans or even our two-tier cycle parking system.

The front opening is 4,800mm to enable maximum access and if required front walls with single or double doors are also available. Rain water is directed to integral gutters and downspouts.

The roof has standard aluzinc sheets. All steel work is hot dip galvanized to BS EN ISO1461 and can be powder coated if required.



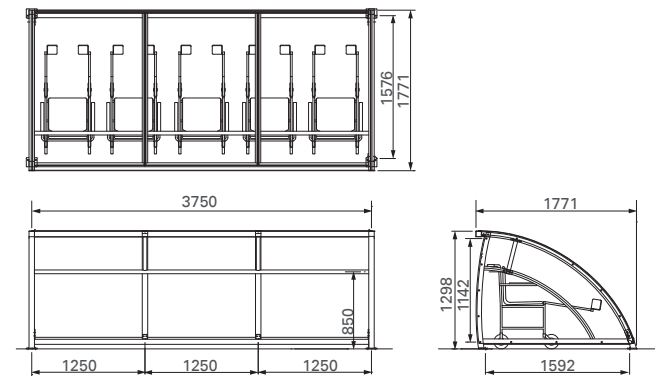
FALCOGRAND | single sided with add-on sections



FALCOROLLER BUGGY/WHEELCHAIR SHELTER

The FalcoRoller is a purpose designed buggy, pram and wheelchair storage shelter. An ideal product for hospitals, nurseries, primary schools and various attractions, the FalcoRoller is 3,750mm wide and can accomodate up to five push chairs in a single bay unit.

The shelter is hot-dip galvanised as standard and can be powder coated in any of the 192 RAL colours upon request.



FALCOROLLER

FALCOROLLER	
PART CODE	DESCRIPTION
77.509.050	single sided starter section, roof and back wall of clear polycarbonate
77.549.052	prefab end wall covering of clear polycarbonate
77.520.000	fixing beam for FalcoRoller, length 3,708mm
77.549.052	prefab end wall covering of polycarbonate

Additionally the shelter has an optional locking rail for the user to secure the pushchair to if it is being placed in a non-secure environment. Plastic strips can also be added upon request for additional weather protection.



FALCOBOX STORAGE SHELTER

Creativity, innovation, practicality and durability, the FalcoBox incorporates all four features to create the first of its kind – an extraordinary outdoor storage facility!

The FalcoBox is ideal for storing a wide range of items including: push chairs, play equipment, sports equipment, tools and machinery. Each roof is equipped with two gas struts to facilitate the process of lifting, each roof will remain open until pushed back down again.

The FalcoBox is available in one, two or three bays.

The **single bay** is 2435mm long, 1620mm wide, 1062mm high (closed) and 2126mm high (open).

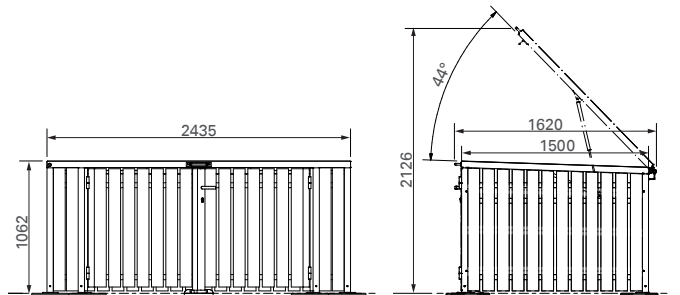
The **double bay** is 4870mm long, 1620mm wide, 1062mm high (closed) and 2125mm high (open).

The **triple bay** is 7305mm long, 1620mm wide, 1062mm high (closed) and 2125mm high (open).

FALCOBOX	
PART CODE	DESCRIPTION
27.906.001	single bay, 1 set of double doors, 2435mm long
27.906.002	double bay, 2 sets of double doors, 4870mm long
27.906.003	triple bay, 3 sets of double doors, 7305mm long

The storage unit is manufactured from hot dip galvanised steel with hardwood cladding.

Optionally available in Trespa upon request.



FalcoBox, part code 27.906.001



FALCOTRUSTIN WALKWAY/CARPORT

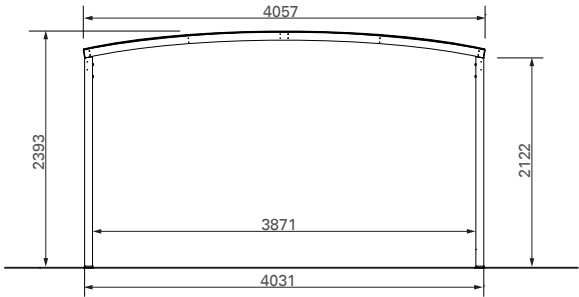
The FalcoTrustin is an ideal product to create a walkway structure for as long as required. Also ideal as a carport, smoking shelter, waiting shelter and cycle shelter.

The FalcoTrustin has a very spacious and light design thanks to the increased use of polycarbonate roof sheets.

FALCOTRUSTIN	
PART CODE	DESCRIPTION
28.309.050	starter section, length 3,000mm, depth 4,000mm, height 2,100-2,320mm
28.319.050	add-on section, length 3,000mm, depth 4,000mm, height 2,100-2,320mm
28.409.050	starter section, length 4,000mm, depth 4,000mm, height 2,100-2,400mm
28.419.050	add-on section, length 4,000mm, depth 4,000mm, height 2,100-2,400mm
28.509.050	starter section, length 5,000mm, depth 4,000mm, height 2,100-2,500mm
28.519.050	add-on section, length 5,000mm, depth 4,000mm, height 2,100-2,500mm



FALCOTRUSTIN CARPORT



FalcoTrustin, part code 28.409.050



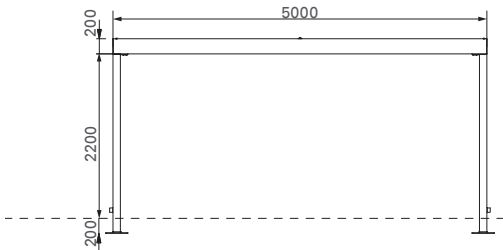
FALCOPLANA CARPORT

The FalcoPlana is a heavy-duty multi purpose canopy with a simple, sleek design, providing a versatile structure for; walkways, carports, cycle parking and entrance canopies.

The modular canopy features unobtrusive integral gutters enabling waste water to be discharged at ground level via the supporting uprights.

FALCOPLANA	
PART CODE	DESCRIPTION
29.200.002	starter section, dim. 5,000x5,000mm
29.200.102	add-on section, dim. 5,000x5,000mm

The canopy can be extended with the use of add-on sections in either width or length allowing any shelter size to be created. The roof sheets are available in aluzinc steel profile sheets or clear polycarbonate to give the shelter a lighter look.



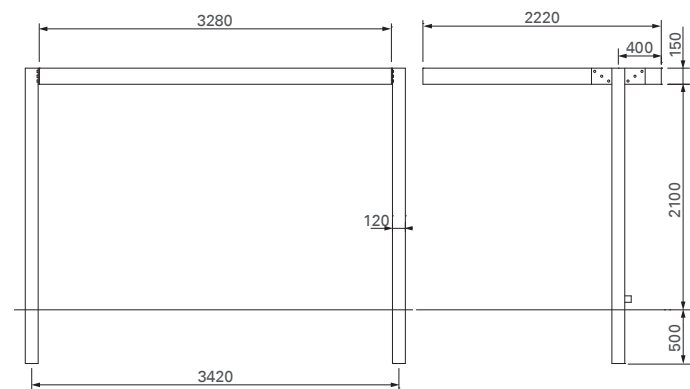
FALCOPLANA | 29.200.002



FALCOSPAN CANOPY AND WALKWAY

The FalcoSpan is a very popular canopy and walkway design having been used for schools, hospitals and shopping centres. Falco can provide full project management for any of our walkway designs, from design through to manufacture, groundwork, supply and installation, Falco offer a complete project management service.

In two standard depths - 1,690mm and 2,220mm, the FalcoSpan is available in seven different widths providing huge flexibility: 2,220mm, 2,750mm, 3,280mm, 3,810mm, 4,340mm, 4,870mm and 5,400mm



FalcoSpan, 21.025.000 + 21.144.000L + 21.144.000R

The standard roof sheets are aluzinc corrugated steel, but other options are available in safety glass or polycarbonate.

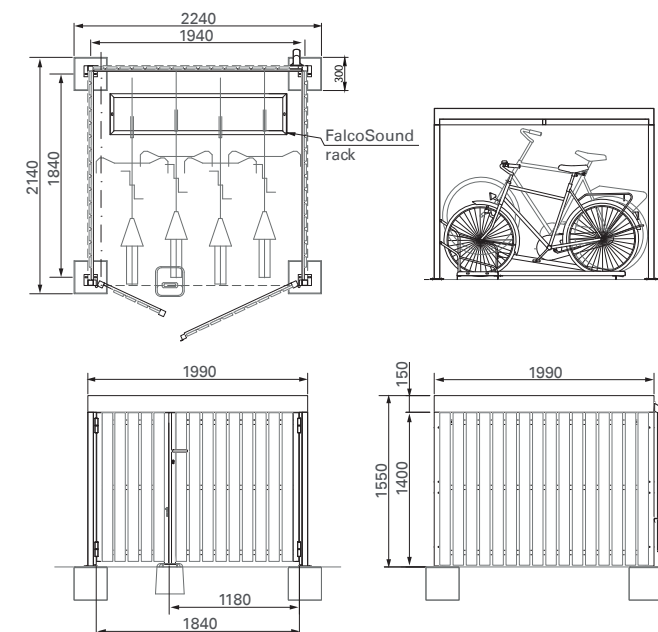
FALCOSPAN	
PART CODE	DESCRIPTION
21.023.000	roof of aluzinc sheets, 2,220x2,220mm
21.024.000	roof of aluzinc sheets, 2,750x2,220mm
21.025.000	roof of aluzinc sheets, 3,280x2,220mm
21.026.000	roof of aluzinc sheets, 3,810x2,220mm
21.027.000	roof of aluzinc sheets, 4,340x2,220mm
21.028.000	roof of aluzinc sheets, 4,870x2,220mm
21.029.000	roof of aluzinc sheets, 5,400x2,220mm
21.144.000L	left starter/end supporting column 120x120mm,
	to grout in
21.144.000R	right starter/end supporting column 120x120mm,
	to grout in
21.144.000T	intermediar supporting column 120x120mm,
	to grout in
21.152.000	prefab roof joining frame when using 21.144.000T



FALCOCREA SECURE STORE

The FalcoCrea was developed from a growing demand for secure cycle storage for private homes and community neighbourhoods.

Based on the flagship FalcoLok design, the FalcoCrea retains the same design characteristics but in a much sleeker and compact design.



FalcoCrea

There is a huge number of modifications which can be made to the FalcoCrea store including a wide range of different cladding options, dimensions, green sedum roofs, locking systems and shelter access.

The FalcoCrea can securely accommodate up to four bikes.

